

WISE INVESTMENT LIMITED - CAUTIOUS Pershing

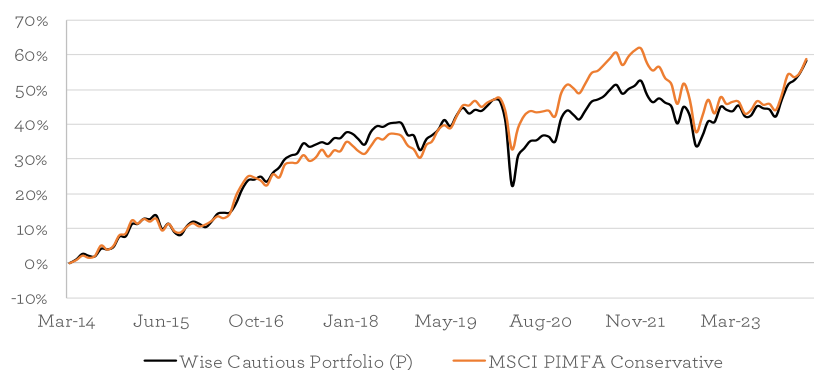
MONTHLY FACTSHEET

all data as at 31st March 2024

PORTFOLIO OBJECTIVES AND STRATEGY

The Wise Cautious Model Portfolio is designed for clients who are looking for a total return in line with the MSCI PIMFA Conservative index over a 5 to 10 year period, but with lower volatility than could be expected from full exposure to the stock market. We aim to achieve this by investing in a select and focussed list of funds (unit trusts, investment trusts and OEICs), with diversification across geography, asset class and investment style. These funds invest in real assets, such as company shares (listed both in the UK and overseas), property, fixed interest and cash. The Portfolio is selected with 20-60% invested in 'medium' risk assets, such as shares and property. 40-80% is held in assets defined as 'moderate', 'low' or 'minimal' risk, which are mainly comprised of fixed interest (UK government and higher quality company debt) and cash, and any remaining balance up to 5% can be invested in higher risk assets, such as shares in specific countries and industries. We therefore consider the portfolio to be suitable for those willing to adopt a cautious risk profile.

PERFORMANCE SINCE LAUNCH (using month-end data)




CUMULATIVE PERFORMANCE

	1m	3m	6m	1yr	3yr	5yr	Launch
Wise Cautious Portfolio (P)	2.3%	4.6%	9.8%	10.1%	10.0%	14.4%	58.4%
MSCI PIMFA Conservative	2.5%	2.9%	8.9%	8.4%	4.6%	14.8%	58.9%

DISCRETE ANNUAL PERFORMANCE

	31/03/2023	31/03/2022	31/03/2021	31/03/2020	31/03/2019
	31/03/2024	31/03/2023	31/03/2022	31/03/2021	31/03/2020
Wise Cautious Portfolio (P)	10.1%	-2.5%	2.4%	17.7%	-11.6%
MSCI PIMFA Conservative	8.4%	-6.5%	3.1%	14.4%	-4.1%

PORTFOLIO MANAGEMENT



WILLIAM GEFFEN
Head of Investment
Management

William joined Wise Investment in November 2023 and has 4 years' experience in managing equity funds. His main responsibility is the selection of suitable investments for portfolios and ensuring our investment service meets your requirements.

William successfully passed all three level of the Chartered Financial Analyst (CFA) exams gaining the qualification in 2021.

Key Portfolio Details

Launch Date	28th March 2014
Holdings	7
Historic Yield¹	3.1%
Volatility²	7.1%
Benchmark	MSCI PIMFA Conservative
Model OCF³	0.4%
Service Charge⁴	1.7%

Contact Details

Wise Investments Ltd
The Great Barn
Chalford Park Barns
Chipping Norton
OX7 5QR
Switchboard: 01608 695100
Website: www.wiseinvestment.co.uk

All data used on this factsheet is supplied by Financial Express. Rounding may result in charts and tables not adding up to 100% in displayed data. Performance is based on total returns on a bid-to-bid basis, net of UK dividend tax credits and is calculated referencing a model portfolio. Actual portfolio statistics may differ because of investment performance, cash movements, transaction costs and the timing of sales and purchases within the portfolio. Quoted performance does not include fees levied by Wise Investments Ltd or any fees from custodial services. Service fees will apply. Past performance is not a reliable indicator of future results. This document should not be construed as an investment recommendation.

¹ The Historic Yield is the weighted average yield of the model based on the model's current constituents

² Volatility is the annualised monthly volatility of the model portfolio to the most recent month end over a 3 year period or since launch if this period is less than 3 years

³ The Model OCF calculates the annual charges levied by the underlying fund holdings according to the model portfolio weights

⁴ The Service Fee incorporates the model OCF, the standard non-tiered annual fees levied by Wise Investments Limited and custodian fees, of which this is the highest possible fee. Further details of these charges are disclosed to clients investing in the model portfolios.



MONTHLY COMMENTARY

March was another strong month for investors as markets continued on a steady “bull run” that started in back in October spurred by the hope of upcoming central bank rate cuts and particular enthusiasm for technology stocks which has broadened to a more general market surge.

Global equities returned a 3.35% (in sterling) largely driven by the world’s largest market, the US, returning 3.29%. The most notable geography, however, was the UK market which had a strong month after a very long period of underperformance, returning 4.73% in March. This perhaps signals the beginning of a bounce back for UK equities which have not only lagged in returns (8.77% vs 22.45% on a 1 year rolling basis) but also still trade at a significant valuation discount to its US and global peers.

Fixed income had a solid month as well with UK Gilts returning 1.82% and corporate bonds returning 1.78%. High yield bonds lagged behinds, returning just 0.87%.

Finally, property had a good rebound this month, moving in similar line to fixed income due to its associated debt levels. The UK direct holdings benchmark was up 0.39% while the listed real estate index rose a strong 5.15% to regain its losses from February.

The Cautious model returned +2.27%, marginally behind +2.49% for the benchmark (PIMFA Conservative). This return was driven by our exposure to global equities but slightly held back by our underweight to UK equities compared to the PIMFA benchmark, despite our small position in JOHCM UK equity returning an impressive 7.87%.

We haven’t made any significant changes to the cautious model portfolio this month. We continue favour higher quality and shorter dated bonds in our fixed income portfolio along with modest global equity exposure. We also have a small 5% position in the JOHCM UK equity income fund to capture the substantial discount we see in the traditional “deep value” parts of the UK market.

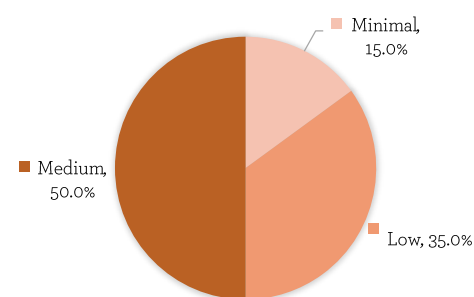
We also retain a small position in the CT property fund, as we continue to see value in this down beaten asset class as shown by the depressed prices in commercial properties and large net asset value discounts in listed real estate trusts.

The cautious model remains well ahead of its benchmark on a 1yr and 3yr basis, returning 10.14% and 9.96% respectively (vs 8.44% and 4.62% for the benchmark).

HOLDINGS

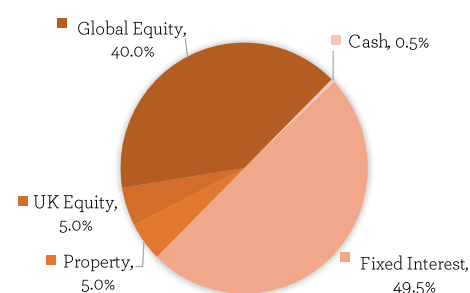
Name	Weight	OCF
Premier Miton UK Money Market	14.5%	0.16%
TwentyFour Absolute Return Credit	35.0%	0.36%
JOHCM UK Equity Income	5.0%	0.69%
Fundsmith Equity	10.0%	0.94%
Fidelity Index World	30.0%	0.12%
CT Property Growth & Income	5.0%	1.03%
Cash	0.5%	0.00%

RISK ALLOCATION



For Asset Risk Category definitions see the Wise Investment Risk Appendix, supplied to investors in the model portfolios.

ASSET ALLOCATION



IMPORTANT INFORMATION

Portfolio returns from the Wise Investment Model Portfolio Service will be subject to investment market fluctuations and there is no guarantee that the portfolio objectives, including any income targets, will be achieved. Where income is received as dividends, these will be automatically reinvested in the Model Portfolio, which may result in the Model Portfolio returns being higher than what a client portfolio can actually achieve. The performance will be reduced by the withdrawal of income and the impact of the ongoing charges and portfolio transaction costs. The charges can vary. Prices of funds and the income from them may fall as well as rise and investors may not get back the amount originally invested. Consequently, an investment into this portfolio should be considered for a 5 to 10 year period. The funds may invest in higher-yielding or non-investment grade bonds. The funds may hold investments denominated in currencies other than sterling. Changes in exchange rates will cause the value of these investments and the income from them to rise or fall. The funds can use derivatives for investment purposes. These instruments can be more volatile than investment in equities or bonds. Every effort is taken to ensure the accuracy of the data used in this document, but no warranties are given. Wise Investment has expressed its own views and these may change. The data contained in this document has been sourced by Wise Investment and should be independently verified before further publication or use. Wise Investment is a trading brand of Wise Investments Ltd. Wise Investments Ltd is authorised and regulated by the Financial Conduct Authority. Ref no. 230553.

