

WISE INVESTMENT LIMITED – LONG-TERM GROWTH

Pershing

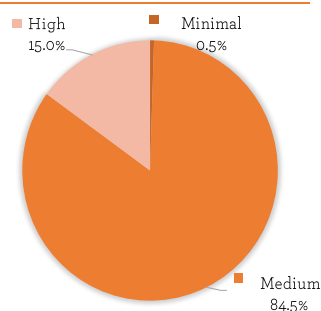
MONTHLY FACTSHEET

all data as at 31st October 2024

PORTFOLIO OBJECTIVES AND STRATEGY

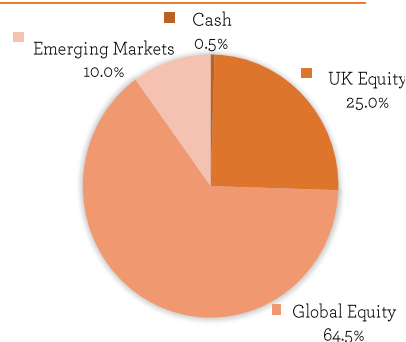
The Wise Long-Term Growth Model Portfolio is designed for clients who are looking for a total return in line with the MSCI PIMFA Global Growth index over a 5 to 10-year period. We aim to achieve this by investing in a select and focussed list of funds (unit trusts, investment trusts and OEICs), with diversification across geography, asset class and investment style. These funds invest in real assets, such as company shares (listed both in the UK and overseas), property, fixed interest and cash. The Portfolio invests 60-100% in 'medium' risk assets, such as shares and property and can include up to 40% in 'high' risk assets such as shares in specific countries and industries. The Portfolio can also invest up to 20% in 'lower' or 'minimal' risk assets such as higher quality company debt and cash. We therefore consider the portfolio to be suitable for those willing to adopt an adventurous risk profile.

Risk Allocation




For Asset Risk Category definitions see the Wise Investment Risk Appendix, supplied to investors in the model portfolios.

Asset Allocation



PORTFOLIO MANAGEMENT



WILLIAM GEFFEN

Head of Investment Management

William joined Wise Investment in November 2023 and has 4 years' experience in managing equity funds. His main responsibility is the selection of suitable investments for portfolios and ensuring our investment service meets your requirements.

William successfully passed all three level of the Chartered Financial Analyst (CFA) exams gaining the qualification in 2021.

Key Portfolio Details

Launch Date	2nd January 2024
Holdings	9
Historic Yield¹	2.1%
Benchmark	MSCI PIMFA Global Growth
Model OCF²	0.5%
Service Charge³	1.8%

HOLDINGS

Name	Weight	OCF
JOHCM UK Equity Income	15.0%	0.69%
VT Teviot UK Smaller Companies	5.0%	0.90%
L&G UK Index Trust	5.0%	0.10%
Fidelity Index World	44.5%	0.12%
Fundsmith Equity	15.0%	0.94%
Janus Henderson Global Life Sciences	5.0%	0.76%
Artemis Global Emerging Markets	5.0%	0.86%
Aubrey Global Emerging Markets Opportunity	5.0%	1.04%
Cash	0.5%	0.00%

Contact Details

Wise Investments Ltd
 The Great Barn
 Chalford Park Barns
 Chipping Norton
 OX7 5QR
 Switchboard: 01608 695100
 Website: www.wiseinvestment.co.uk

All data used on this factsheet is supplied by Financial Express. Rounding may result in charts and tables not adding up to 100% in displayed data. Performance is based on total returns on a bid-to-bid basis, net of UK dividend tax credits and is calculated referencing a model portfolio. Actual portfolio statistics may differ because of investment performance, cash movements, transaction costs and the timing of sales and purchases within the portfolio. Quoted performance does not include fees levied by Wise Investments Ltd or any fees from custodial services. Service fees will apply. Past performance is not a reliable indicator of future results. This document should not be construed as an investment recommendation.

1 The Historic Yield is the weighted average yield of the model based on the model's current constituents

2 The Model OCF calculates the annual charges levied by the underlying fund holdings according to the model portfolio weights

3 The Service Fee incorporates the model OCF, the standard non-tiered annual fees levied by Wise Investments Limited and custodian fees, of which this is the highest possible fee. Further details of these charges are disclosed to clients investing in the model portfolios.



MONTHLY COMMENTARY

October was a very mixed month for investors in the UK. The main source of return in the market came from a rapid depreciation of the British pound, especially vs the dollar, with the dollar strengthening more than 4% against the pound. This meant that despite the US market being down slightly in dollar terms, it appreciated 3.5% in sterling terms, driving the broad global equity index up 2.3%. Europe lagged despite euro strength vs GBP (up 1.5%), with the index down 1.9%.

The chief reason for the weak pound was likely around the UK autumn budget which sent yields higher due to higher anticipated public borrowing. This in turn pushed the pound down due to strained demand for GBP assets. The UK equity market also lagged, anticipating a hit to earnings from the new budget, primarily from the rise in employer NI payments.

The rise in interest rates also created turbulence in bond markets with the UK GILT index falling 2.7%, inflation linked bonds down 2.3% and corporate bonds down 1.1%.

Looking forward, the big upcoming event in November is of course the US election on the 5th and therefore no doubt lots to talk about in the November commentary. This event combined with ongoing earnings will likely cause a fair bit of upcoming volatility.

The Long-term growth model returned 0.88% in October, behind the Global Growth PIMFA benchmark return of 2.06%.

The notable underperforming positions were the UK and EM holdings with the Teviot UK Smaller Companies fund and the Artemis Smart GARP Global Emerging Markets fund both returning -1.9%. The position in the Fidelity World Index was the only strong performer, returning 2.5%.

This model is designed to be an all-equity portfolio with a solid core of global equity exposure, which we currently maintain through a large position in the Fidelity MSCI World Index fund along with the Fundsmith Equity fund. We also look to take tactical exposure to sectors and geographies that we believe offer superior returns in the short to medium term.

We maintain a position in the JOHCM UK Equity Income fund to capture the substantial discount we see in the traditional “deep value” parts of the UK market. We also have the fairly new 5% position in the Teviot UK Smaller Companies fund to benefit from the attractive set up in that part of the domestic market – an area where other larger institutional investors are unable to access due to liquidity constraints.

We also hold a 5% position in the Janus Henderson Global Life Sciences fund to take advantage of the attractive valuations in the healthcare sector – a sector that has also enjoyed strong long-term returns due to the high quality nature of many healthcare businesses and the steady secular growth trends they are exposed to (e.g aging populations).

Finally, we have a 10% exposure to emerging markets with 5% in the Artemis SmartGARP Global Emerging Markets fund to capture the extreme discount emerging markets currently trade at, as well as 5% in the Aubrey Emerging Markets Opportunity fund which seeks returns via exposure to the rise in emerging market consumer spending.

IMPORTANT INFORMATION

Portfolio returns from the Wise Investment Model Portfolio Service will be subject to investment market fluctuations and there is no guarantee that the portfolio objectives, including any income targets, will be achieved. Where income is received as dividends, these will be automatically reinvested in the Model Portfolio, which may result in the Model Portfolio returns being higher than what a client portfolio can actually achieve. The performance will be reduced by the withdrawal of income and the impact of the ongoing charges and portfolio transaction costs. The charges can vary. Prices of funds and the income from them may fall as well as rise and investors may not get back the amount originally invested. Consequently, an investment into this portfolio should be considered for a 5 to 10 year period. The funds may invest in higher-yielding or non-investment grade bonds. The funds may hold investments denominated in currencies other than sterling. Changes in exchange rates will cause the value of these investments and the income from them to rise or fall. The funds can use derivatives for investment purposes. These instruments can be more volatile than investment in equities or bonds. Every effort is taken to ensure the accuracy of the data used in this document, but no warranties are given. Wise Investment has expressed its own views and these may change. The data contained in this document has been sourced by Wise Investment and should be independently verified before further publication or use. Wise Investment is a trading brand of Wise Investments Ltd. Wise Investments Ltd is authorised and regulated by the Financial Conduct Authority. Ref no. 230553.

