

WISE INVESTMENT LIMITED - ETHICAL BALANCED

Pershing

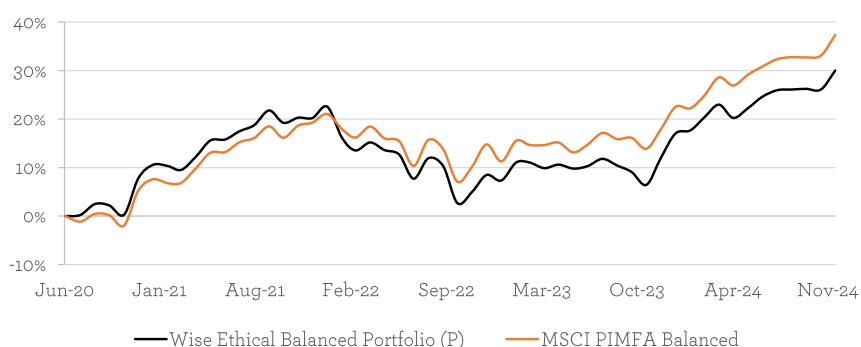
MONTHLY FACTSHEET

all data as at 30th November 2024

PORTFOLIO OBJECTIVES AND STRATEGY

The Wise Ethical Balanced Model Portfolio is designed for clients who are looking for a total return in line with the MSCI PIMFA Balanced index over a 5 to 10-year period. We aim to achieve this by exclusively investing in a focussed list of ethical and sustainability-oriented funds (unit trusts, investment trusts and OEICs). These funds will have specific objectives of providing capital to businesses whose operations and activities either meet specific ethical standards or are engaged in improving the long-term sustainability of the earth's resources. The portfolio will have diversification across geography, asset class and investment style. The funds invest in real assets, such as company shares (listed both in the UK and overseas), property, fixed interest and cash. The Portfolio is managed so that 50%-80% is invested in 'medium' risk assets, such as shares and property, 20%-50% is to be held in assets defined as 'moderate', 'low' or 'minimal' risk, which are mainly comprised of fixed interest (UK government and higher quality company debt) and cash, any remaining balance up to 10% can be held in higher risk assets such as shares in specific countries and industries. We consider the portfolio to be suitable for those willing to adopt a balanced risk profile.

PERFORMANCE SINCE LAUNCH (using month-end data)




CUMULATIVE PERFORMANCE

	1m	3m	6m	1yr	3yr	Launch
Wise Ethical Balanced Portfolio (P)	3.1%	3.1%	6.4%	16.2%	8.1%	30.0%
MSCI PIMFA Balanced	3.2%	3.5%	6.3%	16.6%	15.2%	37.4%

DISCRETE ANNUAL PERFORMANCE

	30/11/2023	30/11/2022	30/11/2021
Wise Ethical Balanced Portfolio (P)	16.2%	3.2%	-9.8%
MSCI PIMFA Balanced	16.6%	2.7%	-3.8%

PORTFOLIO MANAGEMENT



WILLIAM GEFFEN
Head of Investment
Management

William joined Wise Investment in November 2023 and has 4 years' experience in managing equity funds. His main responsibility is the selection of suitable investments for portfolios and ensuring our investment service meets your requirements.

William successfully passed all three level of the Chartered Financial Analyst (CFA) exams gaining the qualification in 2021.

Key Portfolio Details

Launch Date	30th June 2020
Holdings	10
Historic Yield¹	2.7%
Volatility²	9.2%
Benchmark	MSCI PIMFA Balanced
Model OCF³	0.5%
Service Charge⁴	1.9%

Contact Details

Wise Investments Ltd
The Great Barn
Chalford Park Barns
Chipping Norton
OX7 5QR
Switchboard: 01608 695100
Website: www.wiseinvestment.co.uk

All data used on this factsheet is supplied by Financial Express. Rounding may result in charts and tables not adding up to 100% in displayed data. Performance is based on total returns on a bid-to-bid basis, net of UK dividend tax credits and is calculated referencing a model portfolio. Actual portfolio statistics may differ because of investment performance, cash movements, transaction costs and the timing of sales and purchases within the portfolio. Quoted performance does not include fees levied by Wise Investments Ltd or any fees from custodial services. Service fees will apply. Past performance is not a reliable indicator of future results. This document should not be construed as an investment recommendation.

¹ The Historic Yield is the weighted average yield of the model based on the model's current constituents

² Volatility is the annualised monthly volatility of the model portfolio to the most recent month end over a 3 year period or since launch if this period is less than 3 years

³ The Model OCF calculates the annual charges levied by the underlying fund holdings according to the model portfolio weights

⁴ The Service Fee incorporates the model OCF, the standard non-tiered annual fees levied by Wise Investments Limited and custodian fees, of which this is the highest possible fee. Further details of these charges are disclosed to clients investing in the model portfolios.



MONTHLY COMMENTARY

November was broadly a very good month for investors. The key catalyst was of course the US election, which was both decisive and largely seen as favourable to markets, or at least US equities, with expected tax cuts, deregulation and a generally “Business Friendly” environment for US businesses. This saw the US market jump the following day and then continue to climb, returning over 7% in sterling terms in the month, with around 1% of that coming from dollar strengthening. With US equities making up the majority of the world market, the world index was itself propelled upwards over 5%.

Elsewhere the picture was more mixed. The UK market had a decent month (although nothing quite like the US), and rose about 2.5%, with UK stocks benefitting from general enthusiasm for global equities and as an unlikely target of US tariffs. Japan was similar, with its market up 1.8%.

The same cannot be said for Europe and Emerging Markets (predominately China) who are very much in the crosshairs for potential tariffs off the back of Trump’s “America First” approach, causing their markets to drop 1.5% and 2.5% respectively.

In fixed income UK yields came down a bit prompting a decent return for bonds. The Gilt index rose 1.8%. Corporate bonds and high yield bonds lagged returning 1.4% and 0.8% respectively, both having slightly less exposure to interest rates, and more exposure to credit spreads which widened slightly.

Property had a weak month, with the listed index down 0.5% and the direct holding index down 0.8%.

Looking forward, US equities now trade at a similar valuation to their previous peak in 2021 – and while there is cause for optimism (Productivity gains from new technologies like AI, a business-friendly president, better than expected economic output + growth) these valuations do give us pause, particularly due to the weight of the US market in global portfolios. We do however see value in pockets like the UK, emerging markets and sectors like healthcare.

Similarly, while yields are high for bonds, credit spreads are very narrow at the moment, meaning that investors aren’t being well compensated for the additional credit risk – this does depend on the interpretation of absolute safety in government bonds which are themselves looking increasingly shaky in a world of populists touting high spend and low tax. Here we do still see value in low duration high quality bonds, and ABS (Asset Backed Securities) with some added duration as necessary.

The Ethical Balanced model returned 3.1%, marginally behind the 3.2% return for the benchmark (PIMFA Balanced).

The positions in global equity were strong, with Vanguard ESG Developed World All Cap Index returning 6% and the Fundsmith Sustainable Equity fund returning 5.33%. The UK, however, lagged generally with the Aegon UK Ethical fund returning 2.2%, as did the positions in healthcare and fixed income (to be expected in periods of equity market strength).

We made no portfolio changes in October.

Strategically we continue favour a strategy of strong core global equity exposure via the low fee passive Vanguard ESG Developed World All Cap Equity Index fund as well as the Fundsmith Sustainable Equity fund. This more volatile exposure is moderated by high quality and shorter dated bonds in the fixed income portion of the portfolio.

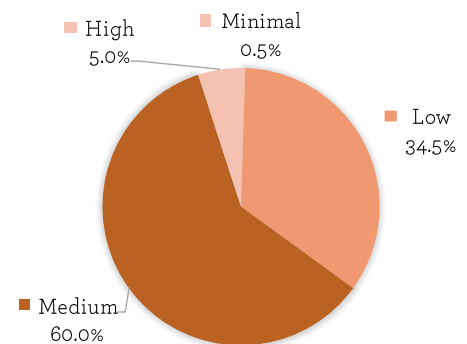
Tactically, we maintain our position in the Aegon Ethical Equity fund to capture the substantial discount we see in the UK market. We also maintain a 5% position in the AB International Healthcare fund to take advantage of the attractive valuations in the healthcare sector – a sector that also has enjoyed strong long-term returns due to the high quality nature of many healthcare businesses and the steady secular growth trends they are exposed to (e.g aging populations).

We also have a modest 5% position in Schroder Global Cities Real Estate fund as we continue to see value in this down beaten asset class as shown by the depressed prices in commercial properties and large net asset value discounts in listed real estate trusts.

HOLDINGS

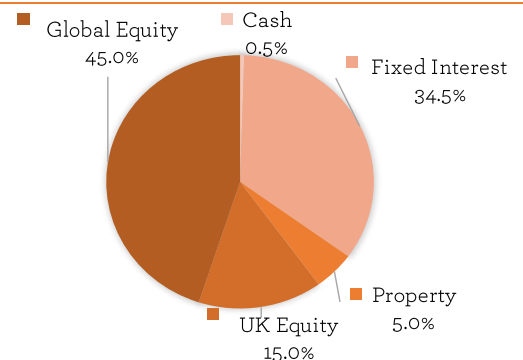
Name	Weight	OCF
TwentyFour Asset Backed Opportunities	5.0%	0.74%
TwentyFour Sustainable Global Corporate Bond	5.0%	0.40%
TwentyFour Monument Bond	5.0%	0.39%
TwentyFour Sustainable Short term bond	19.5%	0.36%
Schroder Global Cities Real Estate	5.0%	0.93%
Aegon Ethical Equity	15.0%	0.77%
Fundsmith Ethical	15.0%	0.96%
Vanguard ESG Developed World Equity Index	25.0%	0.20%
Alliance Bernstein International Healthcare	5.0%	0.96%
Cash	0.5%	0.00%

RISK ALLOCATION



For Asset Risk Category definitions see the Wise Investment Risk Appendix, supplied to investors in the model portfolios.

ASSET ALLOCATION



IMPORTANT INFORMATION

Portfolio returns from the Wise Investment Model Portfolio Service will be subject to investment market fluctuations and there is no guarantee that the portfolio objectives, including any income targets, will be achieved. Where income is received as dividends, these will be automatically reinvested in the Model Portfolio, which may result in the Model Portfolio returns being higher than what a client portfolio can actually achieve. The performance will be reduced by the withdrawal of income and the impact of the ongoing charges and portfolio transaction costs. The charges can vary. Prices of funds and the income from them may fall as well as rise and investors may not get back the amount originally invested. Consequently, an investment into this portfolio should be considered for a 5 to 10 year period. The funds may invest in higher-yielding or non-investment grade bonds. The funds may hold investments denominated in currencies other than sterling. Changes in exchange rates will cause the value of these investments and the income from them to rise or fall. The funds can use derivatives for investment purposes. These instruments can be more volatile than investment in equities or bonds. Every effort is taken to ensure the accuracy of the data used in this document, but no warranties are given. Wise Investment has expressed its own views and these may change. The data contained in this document has been sourced by Wise Investment and should be independently verified before further publication or use. Wise Investment is a trading brand of Wise Investments Ltd. Wise Investments Ltd is authorised and regulated by the Financial Conduct Authority. Ref no. 230553.

