

WISE INVESTMENT LIMITED - ETHICAL GROWTH

Formerly WISE INVESTMENT LIMITED ETHICAL

Pershing

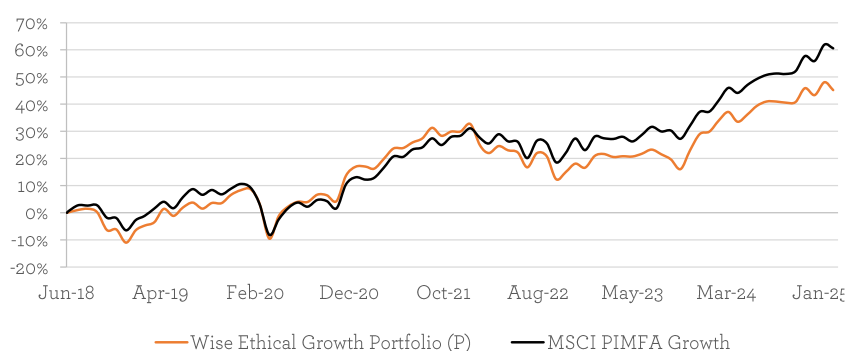
MONTHLY FACTSHEET

all data as at 28th February 2025

PORTFOLIO OBJECTIVES AND STRATEGY

The Wise Ethical Growth Model Portfolio is designed for clients who are looking for a total return in line with the MSCI PIMFA Growth index over a 5 to 10-year period. We aim to achieve this by exclusively investing in a focussed list of ethical and sustainability-oriented funds (unit trusts, investment trusts and OEICs). These funds will have specific objectives of providing capital to businesses whose operations and activities either meet specific ethical standards or are engaged in improving the long-term sustainability of the earth's resources. The portfolio will have diversification across geography, asset class and investment style. The funds invest in real assets, such as company shares (listed both in the UK and overseas), property, fixed interest and cash. The Portfolio invests 60-100% in 'medium' risk assets, such as shares and property and can include up to 20% in 'high' risk assets such as shares in specific countries and industries. The Portfolio can also invest up to 40% in 'lower' or 'minimal' risk assets such as higher quality company debt and cash. We therefore consider the portfolio to be suitable for those willing to adopt a medium risk profile.

PERFORMANCE SINCE LAUNCH (using month-end data)




CUMULATIVE PERFORMANCE

	1m	3m	6m	1yr	3yr	5yr	Launch
Wise Ethical Growth Portfolio (P)	-2.0%	-0.5%	3.0%	8.4%	19.0%	40.4%	45.2%
MSCI PIMFA Growth	-0.8%	1.8%	6.1%	13.6%	27.9%	55.5%	60.5%

DISCRETE ANNUAL PERFORMANCE

	29/02/2024	28/02/2023	28/02/2022	28/02/2021	29/02/2020
Wise Ethical Growth Portfolio (P)	8.4%	10.0%	-0.3%	4.9%	12.5%
MSCI PIMFA Growth	13.6%	10.9%	1.5%	11.2%	9.4%

PORTFOLIO MANAGEMENT

**WILLIAM GEFFEN**

Head of Investment Management

William joined Wise Investment in November 2023 and has 4 years' experience in managing equity funds. His main responsibility is the selection of suitable investments for portfolios and ensuring our investment service meets your requirements.

William successfully passed all three level of the Chartered Financial Analyst (CFA) exams gaining the qualification in 2021.

Key Portfolio Details

Launch Date	26th June 2018
Holdings	10
Historic Yield¹	1.7%
Volatility²	9.7%
Benchmark	MSCI PIMFA Growth
Model OCF³	0.5%
Service Charge⁴	1.9%

Contact Details

Wise Investments Ltd
The Great Barn
Chalford Park Barns
Chipping Norton
OX7 5QR
Switchboard: 01608 695100
Website: www.wiseinvestment.co.uk

All data used on this factsheet is supplied by Financial Express. Rounding may result in charts and tables not adding up to 100% in displayed data. Performance is based on total returns on a bid-to-bid basis, net of UK dividend tax credits and is calculated referencing a model portfolio. Actual portfolio statistics may differ because of investment performance, cash movements, transaction costs and the timing of sales and purchases within the portfolio. Quoted performance does not include fees levied by Wise Investments Ltd or any fees from custodial services. Service fees will apply. Past performance is not a reliable indicator of future results. This document should not be construed as an investment recommendation.

1 The Historic Yield is the weighted average yield of the model based on the model's current constituents

2 Volatility is the annualised monthly volatility of the model portfolio to the most recent month end over a 3 year period or since launch if this period is less than 3 years

3 The Model OCF calculates the annual charges levied by the underlying fund holdings according to the model portfolio weights

4 The Service Fee incorporates the model OCF, the standard non-tiered annual fees levied by Wise Investments Limited and custodian fees, of which this is the highest possible fee. Further details of these charges are disclosed to clients investing in the model portfolios.



MONTHLY COMMENTARY

February was a mixed month, generally bucking the trend built up over the past year or so.

Equities bifurcated fairly heavily. On the one hand the largest global market, the US, had a very poor month, sliding -2.9%. This was mainly driven by fears around tariffs, which were threatened against Canada and Mexico before being delayed, while the Trump administration pressed ahead with 10% tariffs on Chinese imports. This has impacted technology companies hardest, particularly those with supply chains reliant on Chinese imports.

Japan also had a poor month, sliding -2.7% in solidarity, caught in the middle of the US-China trade conflict.

On the other hand, UK and European markets were strong, rising 2.4% and 1.5% respectively as they have so far dodged any tariffs and look to be having slightly better economic growth than previously feared.

Overall, with US markets weighing heavily, global equities ended the month down, returning -2.0% in GBP terms.

Bond returns were steady, with the yield curve holding form. Gilts returned 0.9% while corporate bonds returned 0.5% and High Yield returned 0.9%. Direct property moved up 0.3% and liquid listed property slid -0.8% as borrowing costs stayed high.

The Ethical Growth model returned -2.0%, behind the -0.9% return for the benchmark (PIMFA Growth).

The positions in global equities lagged, largely due to unfortunate fund price timings on the final day of the month. Nonetheless global equity exposure performed poorly with the Fundsmith Sustainable Equity fund returning -3.7%. Our UK exposure, despite the UK market broadly holding up well, did poorly with the Aegon Ethical fund down -4.2%, prompting us to begin to trim this underperforming position and look at alternatives. The AB International Healthcare fund benefitted from its defensive healthcare positioning, was fairly flat with a 0.4% return.

We made few changes to the portfolio this month. We trimmed 5% out of the Aegon Ethical fund and 5% out of Fundsmith Sustainable Equity fund topped up the Vanguard ESG Index fund 5% and opened a new 5% position in Regnan Sustainable Water and Waste - looking to invest in a long-term growth theme, riding urbanisation and development trends outside of the information technology sector.

Strategically we continue to favour a strategy of strong core global equity exposure via the low fee passive Vanguard ESG Developed World All Cap Equity Index fund as well as the Fundsmith Sustainable Equity fund. This more volatile exposure is moderated by high quality bonds in the fixed income portion of the portfolio.

Tactically, we maintain our position in the Aegon Ethical Equity fund to capture the substantial discount we see in the UK market along with an additional small position in the Castlefield Sustainable UK Smaller Companies fund to take advantage of the further discount in UK small caps. We also maintain a 5% position in the AB International Healthcare fund to take advantage of the attractive valuations in the healthcare sector - a sector that also has enjoyed strong long-term returns due to the high-quality nature of many healthcare businesses and the steady secular growth trends they are exposed to (e.g. aging populations).

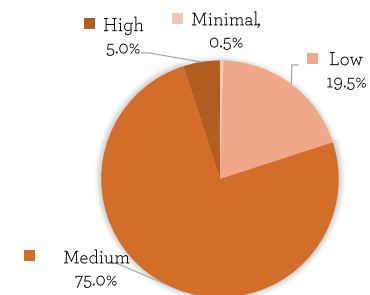
We also have a modest 5% position in Schroder Global Cities Real Estate fund as we continue to see value in this down beaten asset class as shown by the depressed prices in commercial properties and large net asset value discounts in listed real estate trusts.

HOLDINGS

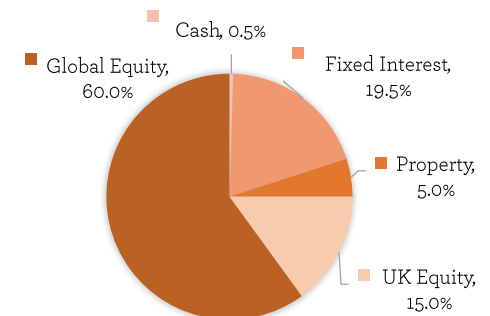
Name	Weight	OCF
TwentyFour Asset Backed Opportunities	10.0%	0.71%
TwentyFour Sustainable Global Corporate Bond	9.5%	0.40%
Schroder Global Cities Real Estate	5.0%	0.93%
CFP Castlefield Sustainable UK Smaller Companies	5.0%	0.94%
Aegon Ethical Equity	10.0%	0.77%
Fundsmith Ethical	10.0%	0.96%
Vanguard ESG Developed World Equity Index	40.0%	0.20%
JOHCM Regnan Sustainable Water and Waste	5.0%	0.83%
Alliance Bernstein International Healthcare	5.0%	0.96%
Cash	0.5%	0.00%

RISK ALLOCATION

For Asset Risk Category definitions see the Wise Investment Risk Appendix, supplied to investors in the model portfolios.



ASSET ALLOCATION



IMPORTANT INFORMATION

Portfolio returns from the Wise Investment Model Portfolio Service will be subject to investment market fluctuations and there is no guarantee that the portfolio objectives, including any income targets, will be achieved. Where income is received as dividends, these will be automatically reinvested in the Model Portfolio, which may result in the Model Portfolio returns being higher than what a client portfolio can actually achieve. The performance will be reduced by the withdrawal of income and the impact of the ongoing charges and portfolio transaction costs. The charges can vary. Prices of funds and the income from them may fall as well as rise and investors may not get back the amount originally invested. Consequently, an investment into this portfolio should be considered for a 5 to 10 year period. The funds may invest in higher-yielding or non-investment grade bonds. The funds may hold investments denominated in currencies other than sterling. Changes in exchange rates will cause the value of these investments and the income from them to rise or fall. The funds can use derivatives for investment purposes. These instruments can be more volatile than investment in equities or bonds. Every effort is taken to ensure the accuracy of the data used in this document, but no warranties are given. Wise Investment has expressed its own views and these may change. The data contained in this document has been sourced by Wise Investment and should be independently verified before further publication or use. Wise Investment is a trading brand of Wise Investments Ltd. Wise Investments Ltd is authorised and regulated by the Financial Conduct Authority. Ref no. 230553.

