

WISE INVESTMENT LIMITED - ETHICAL GROWTH

Formerly WISE INVESTMENT LIMITED ETHICAL
Pershing



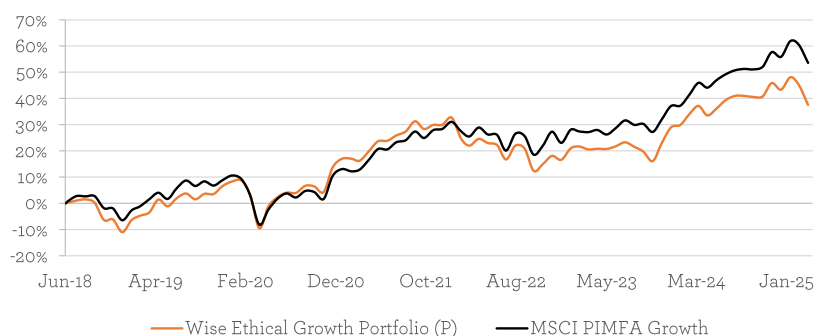
MONTHLY FACTSHEET

all data as at 31st March 2025

PORTFOLIO OBJECTIVES AND STRATEGY

The Wise Ethical Growth Model Portfolio is designed for clients who are looking for a total return in line with the MSCI PIMFA Growth index over a 5 to 10-year period. We aim to achieve this by exclusively investing in a focussed list of ethical and sustainability-oriented funds (unit trusts, investment trusts and OEICs). These funds will have specific objectives of providing capital to businesses whose operations and activities either meet specific ethical standards or are engaged in improving the long-term sustainability of the earth's resources. The portfolio will have diversification across geography, asset class and investment style. The funds invest in real assets, such as company shares (listed both in the UK and overseas), property, fixed interest and cash. The Portfolio invests 60-100% in 'medium' risk assets, such as shares and property and can include up to 20% in 'high' risk assets such as shares in specific countries and industries. The Portfolio can also invest up to 40% in 'lower' or 'minimal' risk assets such as higher quality company debt and cash. We therefore consider the portfolio to be suitable for those willing to adopt a medium risk profile.

PERFORMANCE SINCE LAUNCH (using month-end data)




CUMULATIVE PERFORMANCE

	1m	3m	6m	1yr	3yr	5yr	Launch
Wise Ethical Growth Portfolio (P)	-5.3%	-4.1%	-2.2%	0.3%	10.4%	52.0%	37.5%
MSCI PIMFA Growth	-4.3%	-1.5%	1.6%	5.2%	19.1%	67.2%	53.6%

DISCRETE ANNUAL PERFORMANCE

	31/03/2024	31/03/2023	31/03/2022	31/03/2021	31/03/2020
Wise Ethical Growth Portfolio (P)	0.3%	13.8%	-3.2%	3.9%	32.6%
MSCI PIMFA Growth	5.2%	14.8%	-1.4%	10.5%	27.0%

PORTFOLIO MANAGEMENT



WILLIAM GEFFEN

Head of Investment
Management

William joined Wise Investment in November 2023 and has 4 years' experience in managing equity funds. His main responsibility is the selection of suitable investments for portfolios and ensuring our investment service meets your requirements.

William successfully passed all three level of the Chartered Financial Analyst (CFA) exams gaining the qualification in 2021.

Key Portfolio Details

Launch Date	26th June 2018
Holdings	10
Historic Yield ¹	2.4%
Volatility ²	10.0%
Benchmark	MSCI PIMFA Growth
Model OCF ³	0.5%
Service Charge ⁴	1.9%

Contact Details

Wise Investments Ltd
The Great Barn
Chalford Park Barns
Chipping Norton
OX7 5QR
Switchboard: 01608 695100
Website: www.wiseinvestment.co.uk

All data used on this factsheet is supplied by Financial Express. Rounding may result in charts and tables not adding up to 100% in displayed data. Performance is based on total returns on a bid-to-bid basis, net of UK dividend tax credits and is calculated referencing a model portfolio. Actual portfolio statistics may differ because of investment performance, cash movements, transaction costs and the timing of sales and purchases within the portfolio. Quoted performance does not include fees levied by Wise Investments Ltd or any fees from custodial services. Service fees will apply. Past performance is not a reliable indicator of future results. This document should not be construed as an investment recommendation.

¹ The Historic Yield is the weighted average yield of the model based on the model's current constituents

² Volatility is the annualised monthly volatility of the model portfolio to the most recent month end over a 3 year period or since launch if this period is less than 3 years

³ The Model OCF calculates the annual charges levied by the underlying fund holdings according to the model portfolio weights

⁴ The Service Fee incorporates the model OCF, the standard non-tiered annual fees levied by Wise Investments Limited and custodian fees, of which this is the highest possible fee. Further details of these charges are disclosed to clients investing in the model portfolios.



MONTHLY COMMENTARY

March was a tough month for investors across the board.

While we have seen some rather dramatic tariff moves already in April, at the time of writing, March did see escalating threats of tariffs from the Trump administration already begin to weigh heavily on global markets, with US businesses set to see a substantial rise in the cost of imported goods, as well as potentially impacted by any reciprocal tariffs. This resulted in a drawdown in global equity market drawdown of around 7% led by the US market, down over 8% in sterling terms.

Europe was down 3%, susceptible to tariff difficulties being a net exporter to the US, similar with Japan down just over 2%, while the UK market was down just 2% being less reliant on US exports and holding a trade deficit. Emerging markets were down a bit shy of 2% with some markets like India being relatively unaffected by tariff escalation, while China and much of south east Asia are very much within the president's crosshairs.

Bonds also suffered in March with long term yields drifting up along with credit spreads widening. UK Gilts and corporate bonds on the whole were down just over 1%, while high yield, which tends to be shorter dated bonds, were less affected by the rise in rates, and were down a bit less than 1%.

Property, being fairly insulated from tariffs and global trade saw a decent month, up around 0.4% for both direct and liquid listed UK property.

The Ethical Growth model returned -5.26%, behind the -4.32% return for the benchmark (PIMFA Growth).

The Global equity exposure performed poorly off the back of concerns over US tariffs and global trade with the Vanguard ESG Developed world all cap equity index fund and the Fundsmith Sustainable Equity fund returning -8%. Our UK exposure, despite the UK market broadly holding up better, did poorly with the Aegon Ethical fund down -5%, an area still under review. The AB International Healthcare fund also had a tough month, returning -4.8%.

We made no changes to the portfolio in March and continue to favour a strategy of strong core global equity exposure via the low fee passive Vanguard ESG Developed World All Cap Equity Index fund as well as the Fundsmith Sustainable Equity fund. This more volatile exposure is moderated by high quality bonds in the fixed income portion of the portfolio.

Tactically, we maintain our position in the Aegon Ethical Equity fund to capture the substantial discount we see in the UK market along with an additional small position in the Castlefield Sustainable UK Smaller Companies fund to take advantage of the further discount in UK small caps. We also maintain a 5% position in the AB International Healthcare fund to take advantage of the attractive valuations in the healthcare sector – a sector that also has enjoyed strong long-term returns due to the high-quality nature of many healthcare businesses and the steady secular growth trends they are exposed to (e.g. aging populations).

Another theme we have recently invested in is in the Regnan Water and waste fund, allowing us to invest in a relatively underappreciated global trend towards urbanisation and improved communal hygiene. Stocks here, while not glamorous, offer decent growth and favourable valuations compared to other growth trends such as those within technology like AI

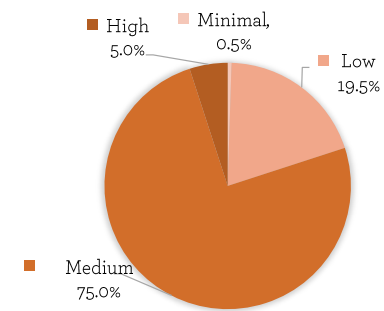
We also have a modest 5% position in Schroder Global Cities Real Estate fund as we continue to see value in this down beaten asset class as shown by the depressed prices in commercial properties and large net asset value discounts in listed real estate trusts.

HOLDINGS

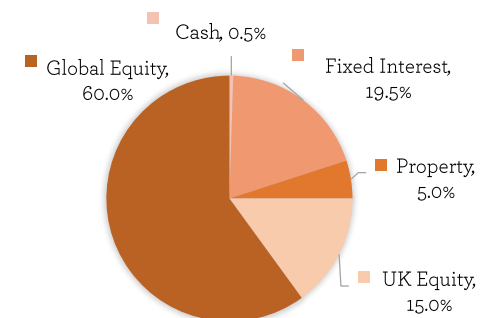
Name	Weight	OCF
TwentyFour Asset Backed Opportunities	10.0%	0.71%
TwentyFour Sustainable Global Corporate Bond	9.5%	0.40%
Schroder Global Cities Real Estate	5.0%	0.93%
CFP Castlefield Sustainable UK Smaller Companies	5.0%	0.94%
Aegon Ethical Equity	10.0%	0.77%
Fundsmith Ethical	10.0%	0.96%
Vanguard ESG Developed World Equity Index	40.0%	0.20%
JOHCM Regnan Sustainable Water and Waste	5.0%	0.85%
Alliance Bernstein International Healthcare	5.0%	0.96%
Cash	0.5%	0.00%

RISK ALLOCATION

For Asset Risk Category definitions see the Wise Investment Risk Appendix, supplied to investors in the model portfolios.



ASSET ALLOCATION



IMPORTANT INFORMATION

Portfolio returns from the Wise Investment Model Portfolio Service will be subject to investment market fluctuations and there is no guarantee that the portfolio objectives, including any income targets, will be achieved. Where income is received as dividends, these will be automatically reinvested in the Model Portfolio, which may result in the Model Portfolio returns being higher than what a client portfolio can actually achieve. The performance will be reduced by the withdrawal of income and the impact of the ongoing charges and portfolio transaction costs. The charges can vary. Prices of funds and the income from them may fall as well as rise and investors may not get back the amount originally invested. Consequently, an investment into this portfolio should be considered for a 5 to 10 year period. The funds may invest in higher-yielding or non-investment grade bonds. The funds may hold investments denominated in currencies other than sterling. Changes in exchange rates will cause the value of these investments and the income from them to rise or fall. The funds can use derivatives for investment purposes. These instruments can be more volatile than investment in equities or bonds. Every effort is taken to ensure the accuracy of the data used in this document, but no warranties are given. Wise Investment has expressed its own views and these may change. The data contained in this document has been sourced by Wise Investment and should be independently verified before further publication or use. Wise Investment is a trading brand of Wise Investments Ltd. Wise Investments Ltd is authorised and regulated by the Financial Conduct Authority. Ref no. 230553.

