

WISE INVESTMENT LIMITED - DEFENSIVE

Pershing



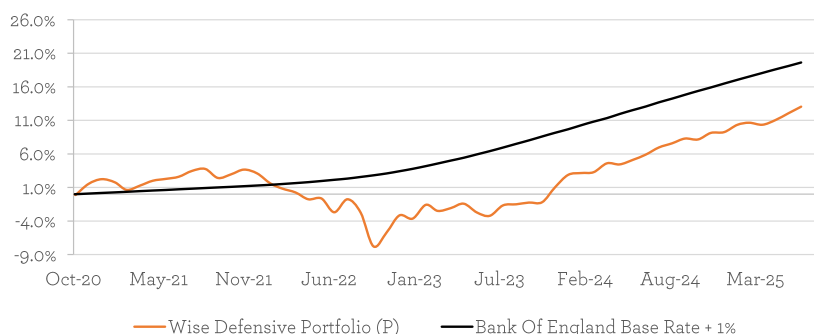
MONTHLY FACTSHEET

all data as at 30th June 2025

PORTFOLIO OBJECTIVES AND STRATEGY

The Wise Defensive Model Portfolio is designed for clients who are looking for a total return in line with Bank of England Base rate + 1% over a 5 to 10 year period with lower volatility than could be expected from full exposure to the stock market. We aim to achieve this by investing in a select and focussed list of funds (unit trusts, investment trusts and OEICs), with diversification across geography, asset class and investment style. These funds invest in real assets, such as company shares (listed both in the UK and overseas), property, fixed interest and cash. The Portfolio is selected with no more than 40% invested in 'medium' risk assets, such as shares and property. The balance of at least 60% is held in assets defined as 'moderate', 'low' or 'minimal' risk, which are mainly comprised of fixed interest (UK government and higher quality company debt) and cash. No exposure will be allocated to higher risk assets. We therefore consider the portfolio to be suitable for those willing to adopt a defensive risk profile.

PERFORMANCE SINCE LAUNCH (using month-end data)




CUMULATIVE PERFORMANCE

	1m	3m	6m	1yr	3yr	Launch
Wise Defensive Portfolio (P)	0.9%	2.4%	3.5%	6.8%	16.2%	13.0%
Bank Of England Base Rate + 1%	0.4%	1.3%	2.7%	5.8%	17.1%	19.6%

DISCRETE ANNUAL PERFORMANCE

	30/06/2024	30/06/2023	30/06/2022	30/06/2021
	30/06/2025	30/06/2024	30/06/2023	30/06/2022
Wise Defensive Portfolio (P)	6.8%	9.4%	-0.5%	-5.2%
Bank Of England Base Rate + 1%	5.8%	6.2%	4.2%	1.4%

PORTFOLIO MANAGEMENT



WILLIAM GEFFEN

Head of Investment
Management

William joined Wise Investment in November 2023 and has 4 years' experience in managing equity funds. His main responsibility is the selection of suitable investments for portfolios and ensuring our investment service meets your requirements.

William successfully passed all three level of the Chartered Financial Analyst (CFA) exams gaining the qualification in 2021.

Key Portfolio Details

Launch Date	29th October 2020
Holdings	9
Historic Yield ¹	4.7%
Volatility ²	4.8%
Benchmark	BoE Base Rate + 1.0%
Model OCF ³	0.4%
Service Charge ⁴	1.7%

Contact Details

Wise Investments Ltd
The Great Barn
Chalford Park Barns
Chipping Norton
OX7 5QR
Switchboard: 01608 695100
Website: www.wiseinvestment.co.uk

All data used on this factsheet is supplied by Financial Express. Rounding may result in charts and tables not adding up to 100% in displayed data. Performance is based on total returns on a bid-to-bid basis, net of UK dividend tax credits and is calculated referencing a model portfolio. Actual portfolio statistics may differ because of investment performance, cash movements, transaction costs and the timing of sales and purchases within the portfolio. Quoted performance does not include fees levied by Wise Investments Ltd or any fees from custodial services. Service fees will apply. Past performance is not a reliable indicator of future results. This document should not be construed as an investment recommendation.

1 The Historic Yield is the weighted average yield of the model based on the model's current constituents

2 Volatility is the annualised monthly volatility of the model portfolio to the most recent month end over a 3 year period or since launch if this period is less than 3 years

3 The Model OCF calculates the annual charges levied by the underlying fund holdings according to the model portfolio weights

4 The Service Fee incorporates the model OCF, the standard non-tiered annual fees levied by Wise Investments Limited and custodian fees, of which this is the highest possible fee. Further details of these charges are disclosed to clients investing in the model portfolios.



MONTHLY COMMENTARY

June saw another good month for investors, drawing the first half of the year to a close with many markets near all time highs despite the volatility seen earlier in the year.

In equity markets, the US continued its steady recovery from the April lows post “Liberation Day”, with talk of tariffs and business uncertainty increasingly in the rear-view mirror. This drove the US market up 3.4% in sterling terms, pulling the world index (which is ~70% US driven) up 2.7%.

Other equity markets rose, but lagged the US, with Europe up 0.6%, and the UK and Japan up just 0.3% and 0.1% respectively. Emerging markets saw the largest jump from a thawing in trade relations, returning 4.3%.

In fixed income, markets were similarly buoyant, with Gilts returning 1.6% and corporate bonds returning 1.8% as the yield curve steadied earlier in the month. High Yield bonds returned 1.2%, behind corporate bonds as they benefitted less from the drop in the yield curve.

Finally, in real estate, directly held property rose 0.4% while the listed liquid real estate rose 1.1% as lower yields fed hopes of lower borrowing costs for buyers.

Looking forward some uncertainty persists regarding US tariff policy. The 90 day pause deadline is fast approaching and sizeable extra tariffs could be imposed on the likes of Japan and Europe, stifling economic growth. Simultaneously, while headline US inflation came in fairly low as expected, under the hood there are some warning signs. While services, digital goods and travel costs dropped, physical goods like clothes and electronics, i.e imports, rose, suggesting early signs of businesses passing tariff costs through to end consumers - a trend that could push inflation, hamper growth and force the US Federal Reserve to further postpone hotly anticipated rate cuts.

Meanwhile the US and UK governments both seem to be unable to bring spending under control. In the US, the Big Beautiful Bill, full of tax cuts and spending, passed through both the House and Senate and is now in full force, pushing government spending further despite the much vaunted DOGE cuts. In the UK, a rebellion within the labour party stifled attempts to bring the benefits bill under control, pushing the Chancellor to the verge of breaching her own “fiscal rules” and making both further taxes and borrowing almost inevitable. This puts a deal of stress on bond markets, and while it is unlikely to create a sudden shock like we saw with the Lizz Truss budget in late 2022, it will put steady upwards pressure on bond yields.

The defensive model returned +0.9%, ahead of the +0.4% return for the benchmark (BoE Base rate +1%). The performance was largely driven by strong performance in the large position in the Vontobel TwentyFour Absolute Return Credit fund up +0.8% and the small position Fidelity Index World up 2.2%.

We made no changes to the portfolio in June and maintain a strategy of sticking to shorter-dated bonds and securities, preferring to take on modest credit risk where prudent to boost return while looking to avoid the volatility that comes from holding longer-dated bonds due to their relatively poor yield.

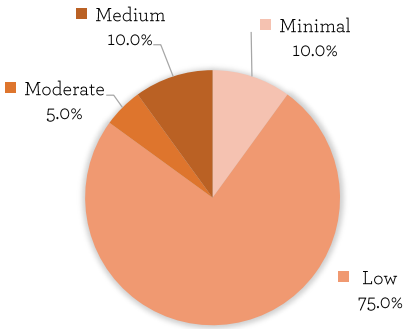
The model remains ahead of the benchmark on a 1yr rolling basis, with the model returning 6.75% vs the “BoE base rate +1%” returning 5.81% and has achieved a return far superior to cash.

HOLDINGS

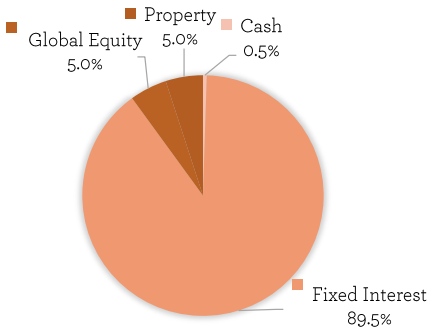
Name	Weight	OCF
TwentyFour Absolute Return Credit	40.0%	0.35%
L&G Short Dated Sterling Corporate Bond	15.0%	0.14%
TwentyFour Monument Bond	15.0%	0.39%
Premier Miton UK Money Market	9.5%	0.16%
M&G UK Inflation Linked Corporate Bond	5.0%	0.45%
Man Dynamic Income	5.0%	0.81%
CT Property Growth & Income	5.0%	1.11%
Fidelity Index World	5.0%	0.12%
Cash	0.5%	0.00%

RISK ALLOCATION

For Asset Risk Category definitions see the Wise Investment Risk Appendix, supplied to investors in the model portfolios.



ASSET ALLOCATION



IMPORTANT INFORMATION

Portfolio returns from the Wise Investment Model Portfolio Service will be subject to investment market fluctuations and there is no guarantee that the portfolio objectives, including any income targets, will be achieved. Where income is received as dividends, these will be automatically reinvested in the Model Portfolio, which may result in the Model Portfolio returns being higher than what a client portfolio can actually achieve. The performance will be reduced by the withdrawal of income and the impact of the ongoing charges and portfolio transaction costs. The charges can vary. Prices of funds and the income from them may fall as well as rise and investors may not get back the amount originally invested. Consequently, an investment into this portfolio should be considered for a 5 to 10 year period. The funds may invest in higher-yielding or non-investment grade bonds. The funds may hold investments denominated in currencies other than sterling. Changes in exchange rates will cause the value of these investments and the income from them to rise or fall. The funds can use derivatives for investment purposes. These instruments can be more volatile than investment in equities or bonds. Every effort is taken to ensure the accuracy of the data used in this document, but no warranties are given. Wise Investment has expressed its own views and these may change. The data contained in this document has been sourced by Wise Investment and should be independently verified before further publication or use. Wise Investment is a trading brand of Wise Investments Ltd. Wise Investments Ltd is authorised and regulated by the Financial Conduct Authority. Ref no. 230553.

