

WISE INVESTMENT LIMITED CAUTIOUS

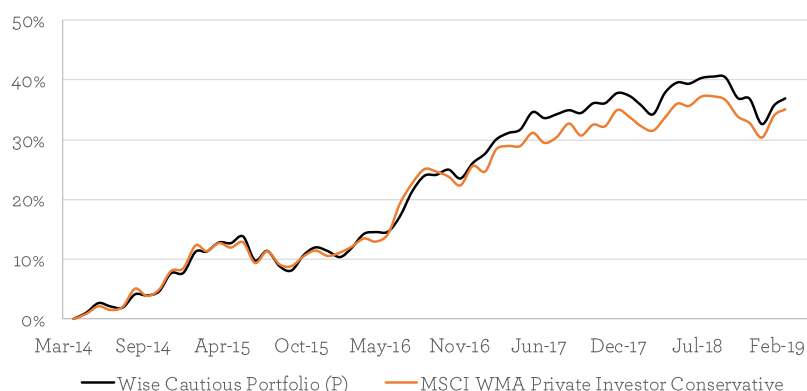
Pershing

MONTHLY FACTSHEET

all data as at 28th February 2019

PORTFOLIO OBJECTIVES AND STRATEGY

The Wise Cautious Model Portfolio is designed for clients who are looking for a level of income plus capital growth in excess of cash over a 5 to 10 year period, but with lower volatility than could be expected from full exposure to the stock market. We aim to achieve this by investing in a select and focussed list of funds (unit trusts, investment trusts and OEICs), with diversification across geography, asset class and investment style. These funds invest in real assets, such as company shares (listed both in the UK and overseas), property, fixed interest and cash. The Portfolio aims to provide income of 3.0% or more per year. The Portfolio is selected with no more than 60% invested in 'medium' risk assets, such as shares and property. The balance of at least 40% is held in assets defined as 'moderate', 'low' or 'minimal' risk, which are mainly comprised of fixed interest (UK government and higher quality company debt) and cash. No exposure will be allocated to higher risk assets. We therefore consider the portfolio to be suitable for those willing to adopt a cautious risk profile.

PERFORMANCE SINCE LAUNCH**CUMULATIVE PERFORMANCE**

	1m	3m	6m	1yr	3yr	Launch
Wise Cautious Portfolio (P)	0.9%	0.1%	-2.6%	0.8%	22.3%	36.9%
MSCI WMA PI Conservative	0.8%	1.7%	-1.6%	2.1%	20.5%	35.1%

DISCRETE ANNUAL PERFORMANCE

	28/02/2018	28/02/2017	29/02/2016
	28/02/2019	28/02/2018	28/02/2017
Wise Cautious Portfolio (P)	0.8%	4.4%	16.2%
MSCI WMA PI Conservative	2.1%	3.1%	14.5%

PORTFOLIO MANAGEMENT**ROBERT BLINKHORN**
**Head of Investment
Management**

Robert joined Wise Investment in July 2017 and has 15 years' experience in managing private client multi asset class portfolios. His main responsibility is the selection of suitable investments for portfolios and ensuring our investment service meets your requirements. Robert is a member of the CFA Society of the UK and has successfully passed the examinations for all three levels of the Chartered Financial Analyst qualification.

Key Portfolio Details

Launch Date	28th March 2014
Number of Funds	11
Historic Yield ¹	3.2%
Volatility ²	4.8%
Benchmark	MSCI WMA PI Conservative
Model OCF ³	0.7%
Service Fee ⁴	1.4%

Contact Details

Wise Investments Ltd
 The Long Barn
 Chalford Park Barns
 Chipping Norton
 OX7 5QR
 Switchboard: 01608 695100
 Website: www.wiseinvestment.co.uk

All data used on this factsheet is supplied by Financial Express. Performance is based on total returns on a bid-to-bid basis, net of UK dividend tax credits and is calculated referencing a model portfolio. Actual portfolio statistics may differ because of investment performance, cash movements, transaction costs and the timing of sales and purchases within the portfolio. Quoted performance does not include fees levied by Wise Investments Ltd or any fees from custodial services. This document should not be construed as an investment recommendation.

¹ The Historic Yield is the weighted average yield of the model based on the model's current constituents

² Volatility is the annualised monthly volatility of the model portfolio to the most recent month end over a 3 year period or since launch if this period is less than 3 years

³ The Model OCF calculates the annual charges levied by the underlying fund holdings according to the model portfolio weights

⁴ The Service Fee incorporates standard non-tiered annual fees levied by Wise Investments Ltd and custodian fees

(P) refers to the assets being held in custody at Pershing Securities Limited



MONTHLY COMMENTARY

In February, global equities gained 1.8% for sterling based investors. This return might have been higher had it not been for a resurgent pound that had another strong month against major currencies. Sterling's appreciation began from the middle of the month after the Brexit deal proposal failed to win political support for a second time and was interpreted as increasing the likelihood of an extension to Article 50, the process by which the UK leaves the European Union. Not long after the vote, Mark Carney, the Governor of the Bank of England commented that a No-Deal Brexit could lead policy makers to raise interest rates if a contraction in supply stoked inflation beyond levels the Monetary Policy Committee were comfortable with. This also helped drive both sterling and interest rates higher.

The currency impact meant that UK equities led returns amongst the global markets that we focus on. Within the UK market, the Financial sector (dominated by large banks) had the greatest impact on market returns. This effect was partly through performance and partly through the size of the sector (just over one fifth) in the UK index. Lloyds Bank delivered particularly strong performance as poor investor sentiment towards banks in general begins to mellow despite the potential for Brexit-related economic headwinds. This change in sector sentiment is a combination of strengthened balance sheets and visibility of an end to the PPI scandal that has cost banks dearly in compensation payments for a number of years. Japanese equities were the laggards during the month with sharp falls in the yen against sterling more than offsetting any market gain. The Japanese market continues to trade at relatively more expensive levels than other equity markets and therefore we maintain a low exposure in the portfolios to this region.

Property returns were flat over the month as capital losses offset income. As such, UK Commercial Property returns appear to have reached a crest. Investors have pushed yields to record lows, the Retail sector is undergoing a painful transition as consumers change their shopping habits and the spectre of Brexit haunts appetite for UK commercial property on various levels. For these reasons, we have tempered (or entirely withheld) our exposure to direct commercial property for the time being but look forward to acquiring more exposure should the opportunity present itself.

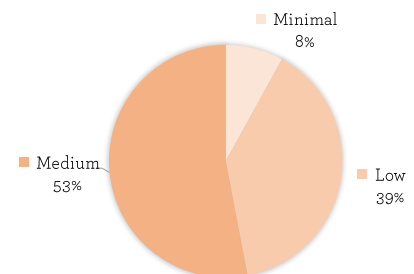
UK Gilts declined from the pressure of rising interest rates spurred by comments from the Bank of England's Governor. Expectations are for the Bank of England to raise overnight rates at a measured pace remain with an expected overnight rate of 2% in 3 years' time. This compares to a level of 0.75% as at the end of February. Applying this to the Gilt market, the consensus is predicting a negative return from Gilts for the foreseeable future. During the last month, corporate bonds outperformed their Sovereign counterparts managing to deliver positive returns. Yields remained flat in the credit market protecting income from the capital falls suffered by Government debt. Looking forward, a shorter maturity profile and levels of credit spread suggest a more attractive return from corporate bonds versus Gilts which is how the portfolios are currently positioned.



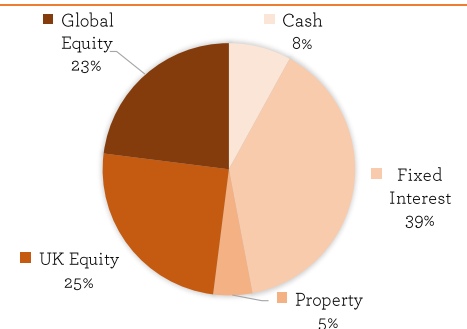
FUNDS

Premier UK Money Market	8%
SVS Church House Fixed Interest	10%
Invesco Perpetual Corporate Bond	7%
M&G Strategic Corporate Bond	7%
TwentyFour Absolute Return Credit	15%
Threadneedle UK Property	5%
TB Evenlode Income	10%
JOHCM UK Equity Income	10%
TB Wise Multi-Asset Income	5%
Artemis Global Income	13%
Veritas Global Equity Income	10%

ASSET RISK



ASSET ALLOCATION



IMPORTANT INFORMATION

Portfolio returns from the Wise Investment Model Portfolio Service will be subject to investment market fluctuations. Where income is received as dividends, these will be automatically reinvested in the Model Portfolio, which may result in the Model Portfolio returns being higher than what a client portfolio can actually achieve. The performance will be reduced by the withdrawal of income and the impact of the ongoing charges and portfolio transaction costs. The charges can vary. Past performance is not a reliable indicator of future results. Prices of funds and the income from them may fall as well as rise and investors may not get back the amount originally invested. Consequently, an investment into this portfolio should be considered for a 5 to 10 year period. The funds may invest in higher-yielding or non-investment grade bonds. The funds may hold investments denominated in currencies other than sterling. Changes in exchange rates will cause the value of these investments and the income from them to rise or fall. The funds can use derivatives for investment purposes. These instruments can be more volatile than investment in equities or bonds. Every effort is taken to ensure the accuracy of the data used in this document, but no warranties are given. Wise Investment has expressed its own views and these may change. The data contained in this document has been sourced by Wise Investment and should be independently verified before further publication or use. Wise Investment is a trading brand of Wise Investments Ltd. Wise Investments Ltd is authorised and regulated by the Financial Conduct Authority. Ref no. 230553.

