

WISE INVESTMENT LIMITED CAUTIOUS

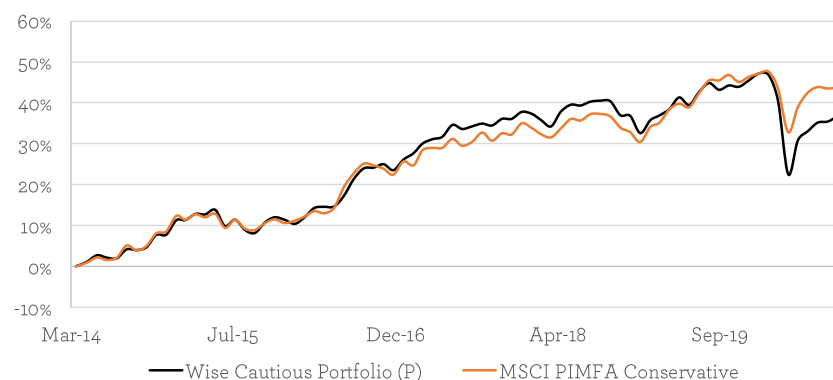
Pershing

MONTHLY FACTSHEET

all data as at 31st August 2020

PORTFOLIO OBJECTIVES AND STRATEGY

The Wise Cautious Model Portfolio is designed for clients who are looking for a level of income plus capital growth in line with the MSCI PIMFA Conservative index over a 5 to 10 year period, but with lower volatility than could be expected from full exposure to the stock market. We aim to achieve this by investing in a select and focussed list of funds (unit trusts, investment trusts and OEICs), with diversification across geography, asset class and investment style. These funds invest in real assets, such as company shares (listed both in the UK and overseas), property, fixed interest and cash. The Portfolio aims to provide income of 3.0% or more per year. The Portfolio is selected with no more than 60% invested in 'medium' risk assets, such as shares and property. The balance of at least 40% is held in assets defined as 'moderate', 'low' or 'minimal' risk, which are mainly comprised of fixed interest (UK government and higher quality company debt) and cash. No exposure will be allocated to higher risk assets. We therefore consider the portfolio to be suitable for those willing to adopt a cautious risk profile.

PERFORMANCE SINCE LAUNCH**CUMULATIVE PERFORMANCE**

	1m	3m	6m	1yr	3yr	5yr	Launch
Wise Cautious Portfolio (P)	1.0%	2.8%	-2.6%	-4.5%	1.4%	25.6%	36.8%
MSCI PIMFA Conservative	0.2%	0.9%	0.2%	-1.2%	8.3%	31.7%	43.8%

DISCRETE ANNUAL PERFORMANCE

	31/08/2019	31/08/2018	31/08/2017	31/08/2016	31/08/2015
	31/08/2020	31/08/2019	31/08/2018	31/08/2017	31/08/2016
Wise Cautious Portfolio (P)	-4.5%	1.9%	4.2%	8.8%	13.9%
MSCI PIMFA Conservative	-1.2%	6.0%	3.4%	6.1%	14.6%

PORTFOLIO MANAGEMENT**ROBERT BLINKHORN**
**Head of Investment
Management**

Robert joined Wise Investment in July 2017 and has 17 years' experience in managing private client multi asset class portfolios. His main responsibility is the selection of suitable investments for portfolios and ensuring our investment service meets your requirements. Robert is a member of the CFA Society of the UK and has successfully passed the examinations for all three levels of the Chartered Financial Analyst qualification.

Key Portfolio Details

Launch Date	28th March 2014
Holdings	11
Historic Yield¹	2.5%
Volatility²	9.9%
Benchmark	MSCI PIMFA Conservative
Model OCF³	0.6%
Service Fee⁴	1.4%

Contact Details

Wise Investments Ltd	
The Long Barn	
Chalford Park Barns	
Chipping Norton	
OX7 5QR	
Switchboard:	01608 695100
Website:	www.wiseinvestment.co.uk

All data used on this factsheet is supplied by Financial Express. Rounding may result in charts and tables not adding up to 100% in displayed data. Performance is based on total returns on a bid-to-bid basis, net of UK dividend tax credits and is calculated referencing a model portfolio. Actual portfolio statistics may differ because of investment performance, cash movements, transaction costs and the timing of sales and purchases within the portfolio. Quoted performance does not include fees levied by Wise Investments Ltd or any fees from custodial services. Past performance is not a reliable indicator of future results. This document should not be construed as an investment recommendation.

¹ The Historic Yield is the weighted average yield of the model based on the model's current constituents

² Volatility is the annualised monthly volatility of the model portfolio to the most recent month end over a 3 year period or since launch if this period is less than 3 years

³ The Model OCF calculates the annual charges levied by the underlying fund holdings according to the model portfolio weights

⁴ The Service Fee incorporates standard non-tiered annual fees levied by Wise Investments Ltd and custodian fees

(P) refers to the assets being held in custody at Pershing Securities Limited



MONTHLY COMMENTARY

In August, global equities were higher by just under 4.5% in sterling terms led by continued strength in US shares. The performance of overseas markets also overcame a surge in the pound against other major currencies. Electric car manufacturer Tesla caught a substantial amount of investor interest, with their share price rising over 70% for the month. The company has reported expanding production in response to elevated demand post lockdown, and this has created some intense speculation around future cash flows for Tesla. However, it remains to be seen whether the current lofty share price will be justified by future revenues. More broadly, equity markets certainly appear to be trading at premium levels. Some markets have recovered strongly since the March lows, such as the US and Asia where indices have now reached new highs.

However there are some notable exceptions to this, including the UK equity market, which remains just over 20% below the price level it started the year at. There are some explanations for this relatively weak performance of UK equities. First of all, there is a greater exposure to old economy industries in the UK stock market, such as mining and energy, where ongoing commodity demand versus supply remains muted. Secondly, there are no global tech majors such as Amazon or Microsoft listed in the UK. Such companies have seen improvements to their business prospects (and consequently share prices) during the global lockdown. Finally, there is a significant weighting in the UK market to Financials (i.e. large banks), which are highly sensitive to the general economy and levels of interest rates - both of which remain subdued as we emerge from social restrictions. That said, the valuation disparity of the UK compared to the rest of the world does still appear rather aggressive. This leads us to currently favour a more meaningful exposure to UK equities versus markets such as the US that appear to be more fully (if not over) valued.

In Commercial Property returns continue to be flat. Open ended funds that hold physical property and typically offer daily dealing remain largely suspended due to valuation problems. Economic uncertainty and social distancing have led to a lack of buying and selling activity, which makes valuing properties and therefore pricing property funds unreliable and therefore potentially disadvantageous for either buyer or seller at any given point in time. This event, on the back of other recent fund suspensions caused by liquidity issues, has focussed the investment industry regulator, the FCA, on trying to reconcile the mismatch between funds offering daily dealing to investors whilst holding underlying assets that take significantly longer to buy and sell. As one might anticipate, the solution suggested by the FCA (which really is the only plausible one) is to introduce notice periods for investors to redeem holdings that broadly match the transaction timeframes of the underlying assets. If adopted, it will be interesting to see what effect this will have on Property Funds and investor behaviour.

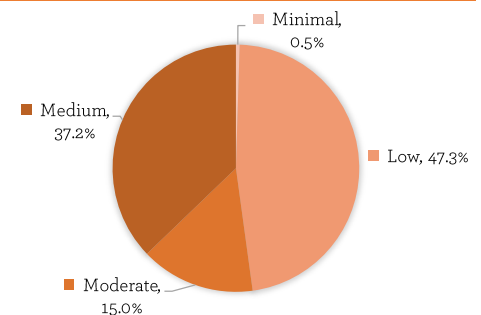
Finally, in fixed income UK government bonds were lower by almost 3.5% as market yields rose from lows of 0.25% to 0.45%. This is a significant move for government debt in a short period of time and reflects a softening of concerns around the impact of Brexit and expectations of the Bank of England using negative interest rates to stimulate the economy. Investment grade bonds also marginally declined in sympathy as they tend to be sensitive to changes in government bond rates but also have a protective cushion from their additional yield over government bonds. High yield bonds delivered low positive returns as the risk appetite amongst investors (a more significant feature of returns in this asset class) remained constructive.

As reported in the 30 June 2020 factsheet commentary, generating income in current markets continues to be a challenge and the weighted average yield on the portfolio is currently running below the target yield. We continue to monitor this closely and to balance the demands of the yield target with the objective to achieve capital growth.

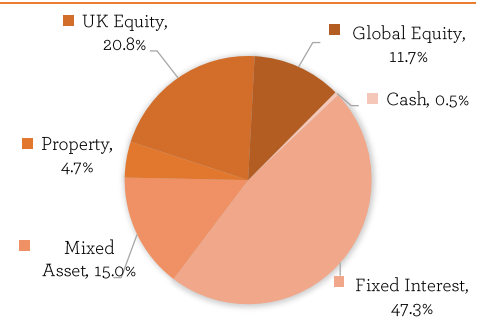
HOLDINGS

Royal London Short Duration Gilts	15.0%
M&G Strategic Corporate Bond	12.7%
TwentyFour Absolute Return Credit	14.6%
L&G All Stocks Gilt Index Trust	5.0%
BNY Mellon Real Return	15.0%
BMO Property Growth & Income	4.7%
TB Evenlode Income	7.0%
TB Wise Multi-Asset Income	13.9%
TB Evenlode Global Income	7.1%
M&G Securities Global Dividend	4.6%
Cash	0.5%

ASSET RISK



ASSET ALLOCATION



IMPORTANT INFORMATION

Portfolio returns from the Wise Investment Model Portfolio Service will be subject to investment market fluctuations and there is no guarantee that the portfolio objectives, including any income targets, will be achieved. Where income is received as dividends, these will be automatically reinvested in the Model Portfolio, which may result in the Model Portfolio returns being higher than what a client portfolio can actually achieve. The performance will be reduced by the withdrawal of income and the impact of the ongoing charges and portfolio transaction costs. The charges can vary. Prices of funds and the income from them may fall as well as rise and investors may not get back the amount originally invested. Consequently, an investment into this portfolio should be considered for a 5 to 10 year period. The funds may invest in higher-yielding or non-investment grade bonds. The funds may hold investments denominated in currencies other than sterling. Changes in exchange rates will cause the value of these investments and the income from them to rise or fall. The funds can use derivatives for investment purposes. These instruments can be more volatile than investment in equities or bonds. Every effort is taken to ensure the accuracy of the data used in this document, but no warranties are given. Wise Investment has expressed its own views and these may change. The data contained in this document has been sourced by Wise Investment and should be independently verified before further publication or use. Wise Investment is a trading brand of Wise Investments Ltd. Wise Investments Ltd is authorised and regulated by the Financial Conduct Authority. Ref no. 230553.

