

WISE INVESTMENT LIMITED ETHICAL GROWTH

Formally WISE INVESTMENT LIMITED ETHICAL Pershing

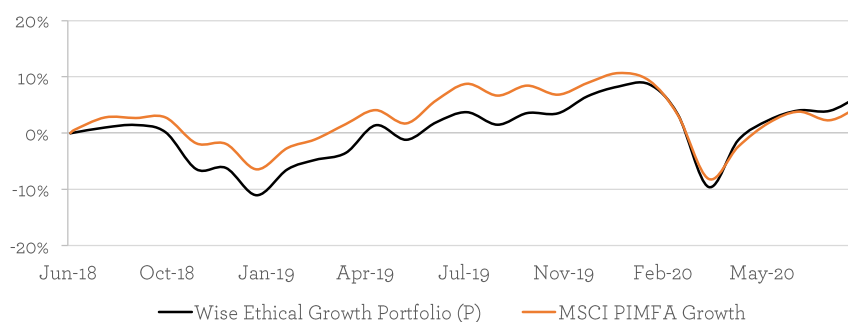
MONTHLY FACTSHEET

all data as at 31st August 2020

PORTFOLIO OBJECTIVES AND STRATEGY

The Wise Ethical Growth Model Portfolio is designed for clients who are looking for a level of capital growth in line with the MSCI PIMFA Growth index over a 5 to 10-year period. We aim to achieve this by exclusively investing in a focussed list of ethical and sustainability-oriented funds (unit trusts, investment trusts and OEICs). These funds will have specific objectives of providing capital to businesses whose operations and activities either meet specific ethical standards or are engaged in improving the long-term sustainability of the earth's resources. The portfolio will have diversification across geography, asset class and investment style. The funds invest in real assets, such as company shares (listed both in the UK and overseas), property, fixed interest and cash. The Portfolio is invested mostly in 'medium' risk assets, such as shares and property and can include up to 20% in 'high' risk assets such as shares in specific countries and industries. The Portfolio can also invest in 'lower' or 'minimal' risk assets such as higher quality company debt and cash. We therefore consider the portfolio to be suitable for those willing to adopt a medium risk profile.

PERFORMANCE SINCE LAUNCH



CUMULATIVE PERFORMANCE

	1m	3m	6m	1yr	Launch
Wise Ethical Growth Portfolio (P)	2.6%	4.2%	3.2%	5.1%	6.7%
MSCI PIMFA Growth	2.4%	2.9%	1.5%	-1.8%	4.7%

DISCRETE ANNUAL PERFORMANCE

	31/08/2019	31/08/2018
Wise Ethical Growth Portfolio (P)	5.1%	0.1%
MSCI PIMFA Growth	-1.8%	3.9%

PORTFOLIO MANAGEMENT



ROBERT BLINKHORN

Head of Investment
Management

Robert joined Wise Investment in July 2017 and has 17 years' experience in managing private client multi asset class portfolios. His main responsibility is the selection of suitable investments for portfolios and ensuring our investment service meets your requirements. Robert is a member of the CFA Society of the UK and has successfully passed the examinations for all three levels of the Chartered Financial Analyst qualification.

Key Portfolio Details

Launch Date	26th June 2018
Holdings	11
Historic Yield ¹	2.2%
Volatility ²	14.2%
Benchmark	MSCI PIMFA Growth
Model OCF ³	0.8%
Service Fee ⁴	1.4%

Contact Details

Wise Investments Ltd
The Long Barn
Chalford Park Barns
Chipping Norton
OX7 5QR
Switchboard: 01608 695100
Website: www.wiseinvestment.co.uk

All data used on this factsheet is supplied by Financial Express. Rounding may result in charts and tables not adding up to 100% in displayed data. Performance is based on total returns on a bid-to-bid basis, net of UK dividend tax credits and is calculated referencing a model portfolio. Actual portfolio statistics may differ because of investment performance, cash movements, transaction costs and the timing of sales and purchases within the portfolio. Quoted performance does not include fees levied by Wise Investments Ltd or any fees from custodial services. Past performance is not a reliable indicator of future results. This document should not be construed as an investment recommendation.

¹ The Historic Yield is the weighted average yield of the model based on the model's current constituents

² Volatility is the annualised monthly volatility of the model portfolio to the most recent month end over a 3 year period or since launch if this period is less than 3 years

³ The Model OCF calculates the annual charges levied by the underlying fund holdings according to the model portfolio weights

⁴ The Service Fee incorporates standard non-tiered annual fees levied by Wise Investments Ltd and custodian fees

(P) refers to the assets being held in custody at Pershing Securities Limited



MONTHLY COMMENTARY

In August, global equities were higher by just under 4.5% in sterling terms led by continued strength in US shares. The performance of overseas markets also overcame a surge in the pound against other major currencies. Electric car manufacturer Tesla caught a substantial amount of investor interest, with their share price rising over 70% for the month. The company has reported expanding production in response to elevated demand post lockdown, and this has created some intense speculation around future cash flows for Tesla. However, it remains to be seen whether the current lofty share price will be justified by future revenues. More broadly, equity markets certainly appear to be trading at premium levels. Some markets have recovered strongly since the March lows, such as the US and Asia where indices have now reached new highs.

However there are some notable exceptions to this, including the UK equity market, which remains just over 20% below the price level it started the year at. There are some explanations for this relatively weak performance of UK equities. First of all, there is a greater exposure to old economy industries in the UK stock market, such as mining and energy, where ongoing commodity demand versus supply remains muted. Secondly, there are no global tech majors such as Amazon or Microsoft listed in the UK. Such companies have seen improvements to their business prospects (and consequently share prices) during the global lockdown. Finally, there is a significant weighting in the UK market to Financials (i.e. large banks), which are highly sensitive to the general economy and levels of interest rates - both of which remain subdued as we emerge from social restrictions. That said, the valuation disparity of the UK compared to the rest of the world does still appear rather aggressive. This leads us to currently favour a more meaningful exposure to UK equities versus markets such as the US that appear to be more fully (if not over) valued.

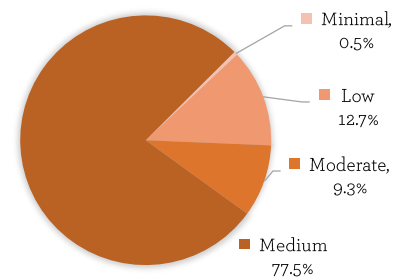
In Commercial Property returns continue to be flat. Open ended funds that hold physical property and typically offer daily dealing remain largely suspended due to valuation problems. Economic uncertainty and social distancing have led to a lack of buying and selling activity, which makes valuing properties and therefore pricing property funds unreliable and therefore potentially disadvantageous for either buyer or seller at any given point in time. This event, on the back of other recent fund suspensions caused by liquidity issues, has focussed the investment industry regulator, the FCA, on trying to reconcile the mismatch between funds offering daily dealing to investors whilst holding underlying assets that take significantly longer to buy and sell. As one might anticipate, the solution suggested by the FCA (which really is the only plausible one) is to introduce notice periods for investors to redeem holdings that broadly match the transaction timeframes of the underlying assets. If adopted, it will be interesting to see what effect this will have on Property Funds and investor behaviour.

Finally, in fixed income UK government bonds were lower by almost 3.5% as market yields rose from lows of 0.25% to 0.45%. This is a significant move for government debt in a short period of time and reflects a softening of concerns around the impact of Brexit and expectations of the Bank of England using negative interest rates to stimulate the economy. Investment grade bonds also marginally declined in sympathy as they tend to be sensitive to changes in government bond rates but also have a protective cushion from their additional yield over government bonds. High yield bonds delivered low positive returns as the risk appetite amongst investors (a more significant feature of returns in this asset class) remained constructive.

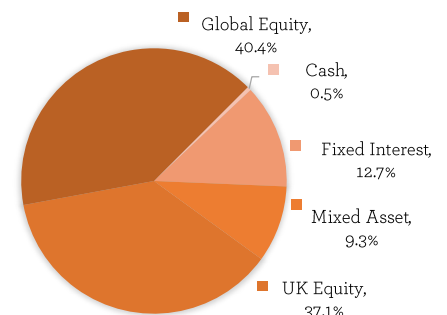
HOLDINGS

Rathbone Ethical Bond	6.4%
Royal London Ethical Bond	6.3%
BNY Mellon Sustainable Real Return	9.3%
EdenTree Amity UK	10.0%
BMO Responsible UK Income	13.0%
Jupiter Responsible Income	14.1%
BMO Responsible Global Equity	6.5%
EdenTree Amity International	13.3%
Janus Henderson Global Sustainable Equity	6.5%
Jupiter Ecology	14.1%
Cash	0.5%

ASSET RISK



ASSET ALLOCATION



IMPORTANT INFORMATION

Portfolio returns from the Wise Investment Model Portfolio Service will be subject to investment market fluctuations and there is no guarantee that the portfolio objectives, including any income targets, will be achieved. Where income is received as dividends, these will be automatically reinvested in the Model Portfolio, which may result in the Model Portfolio returns being higher than what a client portfolio can actually achieve. The performance will be reduced by the withdrawal of income and the impact of the ongoing charges and portfolio transaction costs. The charges can vary. Prices of funds and the income from them may fall as well as rise and investors may not get back the amount originally invested. Consequently, an investment into this portfolio should be considered for a 5 to 10 year period. The funds may invest in higher-yielding or non-investment grade bonds. The funds may hold investments denominated in currencies other than sterling. Changes in exchange rates will cause the value of these investments and the income from them to rise or fall. The funds can use derivatives for investment purposes. These instruments can be more volatile than investment in equities or bonds. Every effort is taken to ensure the accuracy of the data used in this document, but no warranties are given. Wise Investment has expressed its own views and these may change. The data contained in this document has been sourced by Wise Investment and should be independently verified before further publication or use. Wise Investment is a trading brand of Wise Investments Ltd. Wise Investments Ltd is authorised and regulated by the Financial Conduct Authority. Ref no. 230553.

