

WISE INVESTMENT LIMITED DEFENSIVE Pershing

MONTHLY FACTSHEET

all data as at 31st October 2021

PORTFOLIO MANAGEMENT



ROBERT BLINKHORN

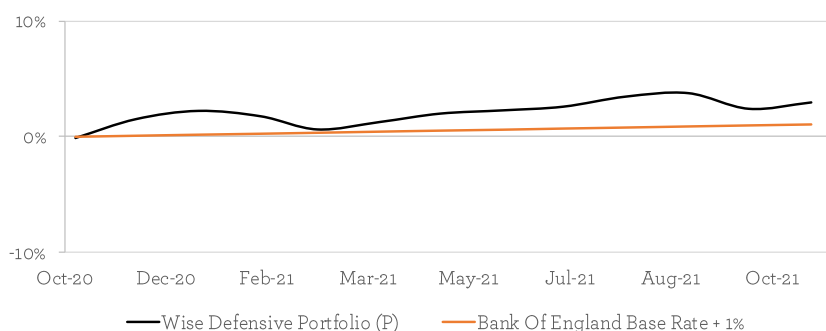
Head of Investment
Management

Robert joined Wise Investment in July 2017 and has 18 years' experience in managing private client multi asset class portfolios. His main responsibility is the selection of suitable investments for portfolios and ensuring our investment service meets your requirements. Robert is a member of the CFA Society of the UK and has successfully passed the examinations for all three levels of the Chartered Financial Analyst qualification.

PORTFOLIO OBJECTIVES AND STRATEGY

The Wise Defensive Model Portfolio is designed for clients who are looking for capital growth in line with Bank of England Base rate + 1% over a 5 to 10 year period with lower volatility than could be expected from full exposure to the stock market. We aim to achieve this by investing in a select and focussed list of funds (unit trusts, investment trusts and OEICs), with diversification across geography, asset class and investment style. These funds invest in real assets, such as company shares (listed both in the UK and overseas), property, fixed interest and cash. The Portfolio is selected with no more than 40% invested in 'medium' risk assets, such as shares and property. The balance of at least 60% is held in assets defined as 'moderate', 'low' or 'minimal' risk, which are mainly comprised of fixed interest (UK government and higher quality company debt) and cash. No exposure will be allocated to higher risk assets. We therefore consider the portfolio to be suitable for those willing to adopt a defensive risk profile.

PERFORMANCE SINCE LAUNCH (using month-end data)



Key Portfolio Details

Launch Date	29th October 2020
Holdings	9
Historic Yield¹	0.7%
Yield Target	n/a
Volatility²	2.9%
Benchmark	BoE Base Rate + 1.0%
Model OCF³	0.3%
Service Charge⁴	1.7%

CUMULATIVE PERFORMANCE

	1m	3m	6m	1yr	Launch
Wise Defensive Portfolio (P)	0.5%	-0.5%	0.9%	3.1%	3.0%
Bank Of England Base Rate + 1%	0.1%	0.3%	0.5%	1.1%	1.1%

DISCRETE ANNUAL PERFORMANCE

	31/10/2020	31/10/2021
Wise Defensive Portfolio (P)	20.0%	
MSCI PIMFA Balanced		21.0%

Contact Details

Wise Investments Ltd
The Great Barn
Chalford Park Barns
Chipping Norton
OX7 5QR
Switchboard: 01608 695100
Website: www.wiseinvestment.co.uk

All data used on this factsheet is supplied by Financial Express. Rounding may result in charts and tables not adding up to 100% in displayed data. Performance is based on total returns on a bid-to-bid basis, net of UK dividend tax credits and is calculated referencing a model portfolio. Actual portfolio statistics may differ because of investment performance, cash movements, transaction costs and the timing of sales and purchases within the portfolio. Quoted performance does not include fees levied by Wise Investments Ltd or any fees from custodial services. Service fees will apply. Past performance is not a reliable indicator of future results. This document should not be construed as an investment recommendation.

1 The Historic Yield is the weighted average yield of the model based on the model's current constituents

2 The Model OCF calculates the annual charges levied by the underlying fund holdings according to the model portfolio weights

3 The Service Fee incorporates the model OCF, the standard non-tiered annual fees levied by Wise Investments Limited and custodian fees, of which this is the highest possible fee. Further details of these charges are disclosed to clients investing in the model portfolios.



MONTHLY COMMENTARY

In October, global equities rose by just under 4% in sterling terms although positive performance was largely the preserve of developed markets with Japanese, Asian and Emerging Market indices all moving lower. Sterling strengthened with major currencies down between 1.5% to 4% against the pound. Despite the dollar decline, the US market returned positive returns in sterling terms. A standout performer was automobile manufacturer Tesla, higher by just over 40% in US dollar terms. This was after Hertz, the rental car company fresh out of bankruptcy, placed an order for 100,000 vehicles at what appears to be the full retail price. This took Tesla's market cap to over 1 trillion US dollars joining the exclusive mega-cap tech club of Microsoft, Apple, Alphabet and Amazon (oil company Saudi Aramco is the only other listed company currently valued at over 1 trillion US dollars, but this is not traded on a US exchange).

Inflation continued to spur investor activity with the spread between short-dated index linked yields and fixed yields reaching a multi-decade high. Over the next 5 years, inflation expectations (indicated by the difference between index linked and fixed yields) are pricing in just under 4.5% per annum. There are indications of inflation although these seem to be more driven by lack of supply rather than surging levels of demand. Central bankers, who generally have mandates that include maintaining stable price rises with overnight interest rates being their main management tool will find their toolbox wanting against inflation driven by lack of supply. Moreover, one might expect these issues to be short-lived as supply bottlenecks are addressed. Of course, they may be addressed (at least partly) through rising wages and this may lead to more entrenched inflation as more money chases a finite supply of goods and services.

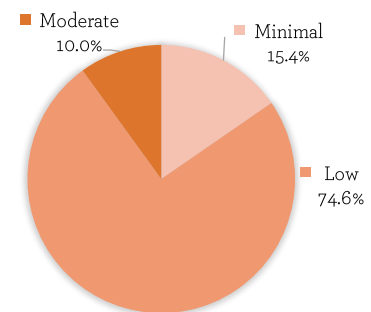
The Defensive model portfolio was higher by 0.5% in October. This was ahead of the benchmark, the Bank of England Base Rate + 1%, which returned 0.1%. Leading the contribution to model portfolio returns was the small exposure to UK Government Index Linked Bonds which has been reduced over the year as prices have risen dramatically and inflation expectations have surged. This was also supported by BNY Mellon Real Return, a multi asset portfolio containing largely equities and bonds but also with a constructive exposure to inflation sensitive (or, on occasion, inflation producing) assets such as commodities. The Defensive model portfolio was rebalanced in October with recently outperforming assets being reduced and underperforming assets being increased back to their respective target weights.

Strong equity performance in October has not changed our view that despite a recovery in fundamentals (that we expect to continue with some diminished momentum going forward), prices have drifted too far given our expected growth in future revenues, earnings and dividends. Consequently, we will maintain a relatively cautious equity exposure within the context of the risk mandate of the portfolio. UK Government bonds look relatively attractive, although this presupposes that inflation is transitory and the bond market has overreacted to future interest rate and price rises. There is evidence that inflation may be more deeply rooted than initially thought and, at the very least, elevated levels of inflation may last longer than central bankers originally guided. This could spell a difficult period for bonds going forward and therefore we generally maintain a lower-than-benchmark sensitivity to interest rate moves within fixed interest. The general expected effect of this positioning is that we will typically outperform when asset prices fall and underperform when they rise. Of course, this implies we believe the former is more likely than the latter but we also concede that we cannot time short-term market directions which can move further than we might anticipate (in either direction). As a result, should we continue to be incorrect about asset price behaviour in the near term we will more than likely seek to reduce volatility (particularly equity volatility) in the portfolio and seek to add to equity exposure should we see the relationship between fundamentals and prices more attractively balanced.

HOLDINGS

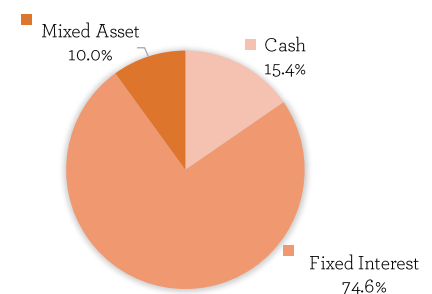
Name	Weight	OCF
Premier Miton UK Money Market	14.9%	0.18%
L&G All Stocks Gilt Index Trust	14.9%	0.15%
L&G All Stocks Index Linked Gilt Index Trust	5.0%	0.15%
Royal London Short Duration Gilts	14.9%	0.22%
L&G Short Dated Sterling Corporate Bond	14.9%	0.14%
M&G UK Inflation Linked Corporate Bond	10.0%	0.43%
TwentyFour Absolute Return Credit	14.9%	0.35%
BNY Mellon Real Return	10.0%	0.80%
Cash	0.5%	0.0%

ASSET RISK



For Asset Risk Category definitions see the Wise Investment Risk Appendix, supplied to investors in the model portfolios.

ASSET ALLOCATION



IMPORTANT INFORMATION

Portfolio returns from the Wise Investment Model Portfolio Service will be subject to investment market fluctuations and there is no guarantee that the portfolio objectives, including any income targets, will be achieved. Where income is received as dividends, these will be automatically reinvested in the Model Portfolio, which may result in the Model Portfolio returns being higher than what a client portfolio can actually achieve. The performance will be reduced by the withdrawal of income and the impact of the ongoing charges and portfolio transaction costs. The charges can vary. Prices of funds and the income from them may fall as well as rise and investors may not get back the amount originally invested. Consequently, an investment into this portfolio should be considered for a 5 to 10 year period. The funds may invest in higher-yielding or non-investment grade bonds. The funds may hold investments denominated in currencies other than sterling. Changes in exchange rates will cause the value of these investments and the income from them to rise or fall. The funds can use derivatives for investment purposes. These instruments can be more volatile than investment in equities or bonds. Every effort is taken to ensure the accuracy of the data used in this document, but no warranties are given. Wise Investment has expressed its own views and these may change. The data contained in this document has been sourced by Wise Investment and should be independently verified before further publication or use. Wise Investment is a trading brand of Wise Investments Ltd. Wise Investments Ltd is authorised and regulated by the Financial Conduct Authority. Ref no. 230553.

