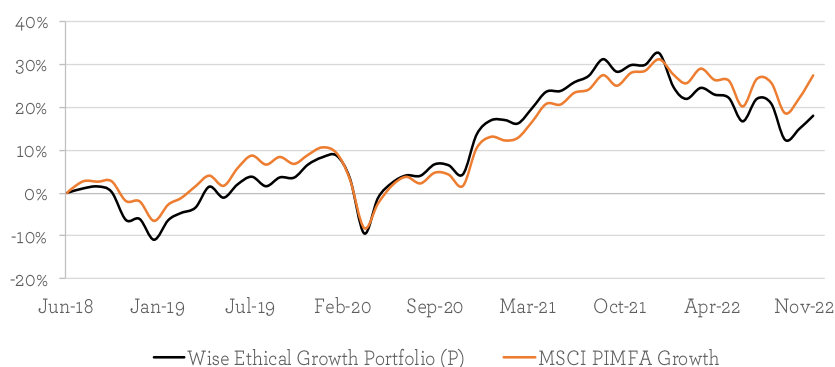


**WISE INVESTMENT LIMITED ETHICAL GROWTH**Formerly WISE INVESTMENT LIMITED ETHICAL  
Pershing**MONTHLY FACTSHEET**

all data as at 30th November 2022

**PORTFOLIO OBJECTIVES AND STRATEGY**

The Wise Ethical Growth Model Portfolio is designed for clients who are looking for a total return in line with the MSCI PIMFA Growth index over a 5 to 10-year period. We aim to achieve this by exclusively investing in a focussed list of ethical and sustainability-oriented funds (unit trusts, investment trusts and OEICs). These funds will have specific objectives of providing capital to businesses whose operations and activities either meet specific ethical standards or are engaged in improving the long-term sustainability of the earth's resources. The portfolio will have diversification across geography, asset class and investment style. The funds invest in real assets, such as company shares (listed both in the UK and overseas), property, fixed interest and cash. The Portfolio invests 60-100% in 'medium' risk assets, such as shares and property and can include up to 20% in 'high' risk assets such as shares in specific countries and industries. The Portfolio can also invest up to 40% in 'lower' or 'minimal' risk assets such as higher quality company debt and cash. We therefore consider the portfolio to be suitable for those willing to adopt a medium risk profile.

**PERFORMANCE SINCE LAUNCH** (using month-end data)**CUMULATIVE PERFORMANCE**

	1m	3m	6m	1yr	3yr	Launch
Wise Ethical Growth Portfolio (P)	2.7%	-2.3%	-3.4%	-9.2%	10.7%	18.1%
MSCI PIMFA Growth	4.3%	1.4%	1.0%	-0.8%	17.0%	27.4%

**DISCRETE ANNUAL PERFORMANCE**

	30/11/2021	30/11/2020	30/11/2019	30/11/2018
Wise Ethical Growth Portfolio (P)	30/11/2022	30/11/2021	30/11/2020	30/11/2019
Wise Ethical Growth Portfolio (P)	-9.2%	14.3%	6.6%	13.6%
MSCI PIMFA Growth	-0.8%	16.2%	1.4%	11.0%

**PORTFOLIO MANAGEMENT****ROBERT BLINKHORN**Head of Investment  
Management

Robert joined Wise Investment in July 2017 and has 20 years' experience in managing private client multi asset class portfolios. His main responsibility is the selection of suitable investments for portfolios and ensuring our investment service meets your requirements. Robert is a member of the CFA Society of the UK and has successfully passed the examinations for all three levels of the Chartered Financial Analyst qualification.

**Key Portfolio Details**

<b>Launch Date</b>	26th June 2018
<b>Holdings</b>	10
<b>Historic Yield<sup>1</sup></b>	1.6%
<b>Volatility<sup>2</sup></b>	14.0%
<b>Benchmark</b>	MSCI PIMFA Growth
<b>Model OCF<sup>3</sup></b>	0.8%
<b>Service Charge<sup>4</sup></b>	2.2%

**Contact Details**

Wise Investments Ltd  
The Great Barn  
Chalford Park Barns  
Chipping Norton  
OX7 5QR  
Switchboard: 01608 695100  
Website: [www.wiseinvestment.co.uk](http://www.wiseinvestment.co.uk)

All data used on this factsheet is supplied by Financial Express. Rounding may result in charts and tables not adding up to 100% in displayed data. Performance is based on total returns on a bid-to-bid basis, net of UK dividend tax credits and is calculated referencing a model portfolio. Actual portfolio statistics may differ because of investment performance, cash movements, transaction costs and the timing of sales and purchases within the portfolio. Quoted performance does not include fees levied by Wise Investments Ltd or any fees from custodial services. Service fees will apply. Past performance is not a reliable indicator of future results. This document should not be construed as an investment recommendation.

<sup>1</sup> The Historic Yield is the weighted average yield of the model based on the model's current constituents

<sup>2</sup> Volatility is the annualised monthly volatility of the model portfolio to the most recent month end over a 3 year period or since launch if this period is less than 3 years

<sup>3</sup> The Model OCF calculates the annual charges levied by the underlying fund holdings according to the model portfolio weights

<sup>4</sup> The Service Fee incorporates the model OCF, the standard non-tiered annual fees levied by Wise Investments Limited and custodian fees, of which this is the highest possible fee. Further details of these charges are disclosed to clients investing in the model portfolios.



## MONTHLY COMMENTARY

In November, equity markets were lifted from their lows last month led by Asian and Emerging Market equities delivering mid-teen returns in sterling terms. Technology and Financial stocks provided the greatest contribution with investors' nerves soothed by a tempering in interest rate rise expectations and signals that the Chinese Communist Party might relax its zero Covid policy that has been choking the Chinese economy and causing unrest amongst its citizens. Developed markets also delivered attractive, albeit more modest, returns ranging from low to high single digits for the month. Asian and Emerging Markets continue to offer potentially attractive returns having substantially underperformed developed markets post-Covid. Amongst developed markets the picture looks mixed with European markets (as a whole) now looking expensive whilst the US equity market, that has been recently weighed down by its large Technology sector, appears to present better value.

In Commercial Property, the Direct Property index produced by the Investment Association fell by over 2% in November. This reflects the sharp falls that have already been reflected in the listed real estate sector which was slightly higher on the month. Rising interest rates, inflation and the impact on the consumer is having a severe impact on expectations for property values. By our estimate, investors are anticipating a 50% decline in property values which would be akin to the collapse seen in the fallout from the Great Financial Crisis in 2008. Although we anticipate some weakness in asset values going forward, we do not believe the environment will be as harsh as the one we experienced in 2008 nor are property assets as aggressively financed as they were in this period. Consequently, we find listed property an attractive asset to own at the current time.

Fixed interest also delivered positive returns as interest rates eased back from the highs achieved after the poorly received mini-budget with most initiatives announced subsequently being reversed. Investment grade credit was at the forefront of returns spurred by a combination of interest rates falling and improved risk appetite narrowing the difference between corporate and government bond yields. Although the yield premium between corporate and government bonds remains attractive, movements in overnight interest rates and their affect on longer dated rates is more ambiguous. That said, we remain constructive on high yield bonds where the additional yield remains at historic highs and the impact of interest rate moves is less pronounced. Of course, there is enhanced risk in this space and the sector is sensitive to recessionary pressures. However, we feel that the current yield more than compensates for this risk.

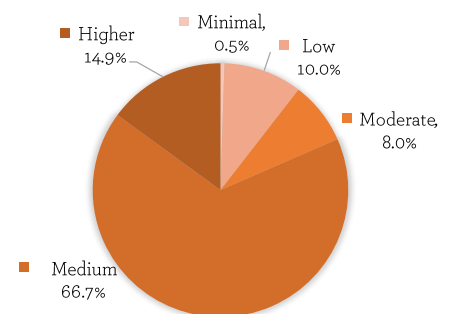
In the Ethical Growth model portfolio, returns were 2.7% in November. This was behind the MSCI PIMFA Growth index which returned 4.3%. Underperformance was driven by a rally in global equities on the last day of the month not captured by portfolio holdings that generally price at midday in the UK (although this will reflect positively in December's performance numbers). Absolute returns were driven by UK Equity funds Aegon Ethical Equity (added last month) and CT Responsible UK Income. Both Aegon Ethical Equity and CT Responsible UK Income were spurred by their exposure to financial stocks.

November was a good month for asset returns which has helped offset a challenging year. There continues to be some value in various assets and we remain sanguine with our slight overweight to risk assets such as equities, listed property and more speculative parts of the fixed income asset class.

## HOLDINGS

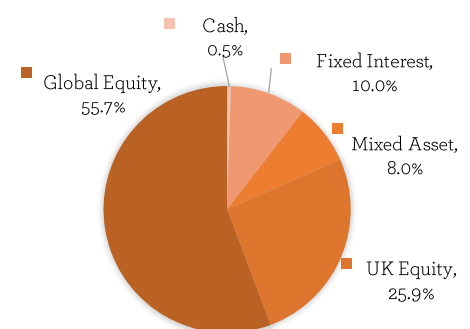
	Security	Weight	OCF
Rathbone Ethical Bond		5.0%	0.66%
Royal London Ethical Bond		5.0%	0.40%
BNY Mellon Sustainable Real Return		8.0%	0.81%
CT Responsible UK Income		12.9%	0.80%
Aegon Ethical Equity		12.9%	0.77%
CT Responsible Global Equity		14.9%	0.79%
Kempen Global Listed Infrastructure		11.0%	0.91%
Janus Henderson Global Sustainable Equity		14.9%	0.85%
Janus Henderson Sustainable Future Technologies		14.9%	0.88%
Cash		0.5%	0.0%

## ASSET RISK



For Asset Risk Category definitions see the Wise Investment Risk Appendix, supplied to investors in the model portfolios.

## ASSET ALLOCATION



### IMPORTANT INFORMATION

Portfolio returns from the Wise Investment Model Portfolio Service will be subject to investment market fluctuations and there is no guarantee that the portfolio objectives, including any income targets, will be achieved. Where income is received as dividends, these will be automatically reinvested in the Model Portfolio, which may result in the Model Portfolio returns being higher than what a client portfolio can actually achieve. The performance will be reduced by the withdrawal of income and the impact of the ongoing charges and portfolio transaction costs. The charges can vary. Prices of funds and the income from them may fall as well as rise and investors may not get back the amount originally invested. Consequently, an investment into this portfolio should be considered for a 5 to 10 year period. The funds may invest in higher-yielding or non-investment grade bonds. The funds may hold investments denominated in currencies other than sterling. Changes in exchange rates will cause the value of these investments and the income from them to rise or fall. The funds can use derivatives for investment purposes. These instruments can be more volatile than investment in equities or bonds. Every effort is taken to ensure the accuracy of the data used in this document, but no warranties are given. Wise Investment has expressed its own views and these may change. The data contained in this document has been sourced by Wise Investment and should be independently verified before further publication or use. Wise Investment is a trading brand of Wise Investments Ltd. Wise Investments Ltd is authorised and regulated by the Financial Conduct Authority. Ref no. 230553.

