

WISE INVESTMENT LIMITED - DEFENSIVE PERSHING

MONTHLY FACTSHEET

all data as at 31st December 2023

PORTFOLIO MANAGEMENT



WILLIAM GEFFEN
Head of Investment
Management

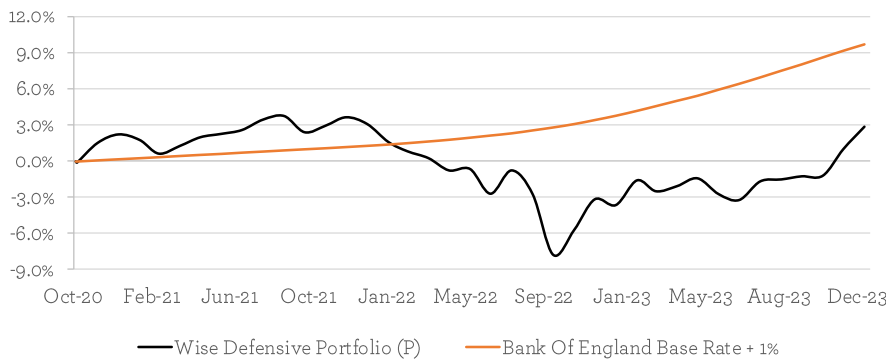
William joined Wise Investment in November 2023 and has 4 years' experience in managing equity funds. His main responsibility is the selection of suitable investments for portfolios and ensuring our investment service meets your requirements.

William successfully passed all three level of the Chartered Financial Analyst (CFA) exams gaining the qualification in 2021.

PORTFOLIO OBJECTIVES AND STRATEGY

The Wise Defensive Model Portfolio is designed for clients who are looking for a total return in line with Bank of England Base rate + 1% over a 5 to 10 year period with lower volatility than could be expected from full exposure to the stock market. We aim to achieve this by investing in a select and focussed list of funds (unit trusts, investment trusts and OEICs), with diversification across geography, asset class and investment style. These funds invest in real assets, such as company shares (listed both in the UK and overseas), property, fixed interest and cash. The Portfolio is selected with no more than 40% invested in 'medium' risk assets, such as shares and property. The balance of at least 60% is held in assets defined as 'moderate', 'low' or 'minimal' risk, which are mainly comprised of fixed interest (UK government and higher quality company debt) and cash. No exposure will be allocated to higher risk assets. We therefore consider the portfolio to be suitable for those willing to adopt a defensive risk profile.

PERFORMANCE SINCE LAUNCH (using month-end data)



Key Portfolio Details

Launch Date	29th October 2020
Holdings	7
Historic Yield¹	4.4%
Volatility²	5.3%
Benchmark	BoE Base Rate + 1.0%
Model OCF³	0.3%
Service Charge⁴	1.6%

Contact Details

Wise Investments Ltd
The Great Barn
Chalford Park Barns
Chipping Norton
OX7 5QR
Switchboard: 01608 695100
Website: www.wiseinvestment.co.uk

CUMULATIVE PERFORMANCE

	1m	3m	6m	1yr	3yr	Launch
Wise Defensive Portfolio (P)	1.8%	4.2%	6.3%	6.8%	0.6%	2.9%
Bank Of England Base Rate + 1%	0.5%	1.5%	3.1%	5.7%	9.5%	9.7%

DISCRETE ANNUAL PERFORMANCE

	31/12/2022	31/12/2021	31/12/2020
	31/12/2023	31/12/2022	31/12/2021
Wise Defensive Portfolio (P)	6.8%	-6.5%	0.8%
Bank Of England Base Rate + 1%	5.7%	2.5%	1.1%

All data used on this factsheet is supplied by Financial Express. Rounding may result in charts and tables not adding up to 100% in displayed data. Performance is based on total returns on a bid-to-bid basis, net of UK dividend tax credits and is calculated referencing a model portfolio. Actual portfolio statistics may differ because of investment performance, cash movements, transaction costs and the timing of sales and purchases within the portfolio. Quoted performance does not include fees levied by Wise Investments Ltd or any fees from custodial services. Service fees will apply. Past performance is not a reliable indicator of future results. This document should not be construed as an investment recommendation.

1 The Historic Yield is the weighted average yield of the model based on the model's current constituents.

2 The Model OCF calculates the annual charges levied by the underlying fund holdings according to the model portfolio weights.

3 The Service Fee incorporates the model OCF, the standard non-tiered annual fees levied by Wise Investments Limited and custodian fees, of which this is the highest possible fee. Further details of these charges are disclosed to clients investing in the model portfolios.



MONTHLY COMMENTARY

December was another strong month for investors with decent gains across the investment universe as markets continued to react positively to signs of upcoming rate cuts from central banks hinting at repositioning monetary policy to counter economic slowdown.

Global equities returned 4.14% (in sterling). On a geographical basis, the gains were driven fairly evenly with the US returning 3.94%, Europe returning 4.41%, Japan returning 3.64% and the UK returning 4.44%. Asia ex-Japan lagged slightly with just 2.8%. Emerging markets also narrowly lagged global equities, returning 3.19% - another area of potential future value for more adventurous portfolios.

In fixed income, a drop in yields as the market begins to anticipate even more rate cuts provided a solid upward thrust to bond portfolios which matched or even led equities with corporate bonds returning 4.63%, gilts returning 5.72% and inflation-linked gilts returning an impressive 7.48%. The less-duration sensitive high yield bonds lagged returning just 2.89%.

Real estate, being a highly leveraged asset class whose returns are reliant on cheap borrowing rates, also had another good month off the back of lower bond yields. Similar to November, while the IA UK direct property sector only saw a 0.1% gain, the UK IMI Liquid Real Estate index saw a substantial 7.06% gain with listed vehicles seeing an influx of liquidity continuing to close NAV (net asset value) discounts.

We have undergone various changes to model portfolios recently with the change in the Head of IM role in November, with a new focus on addressing markets on a more global basis, rather than the disproportionate focus on the UK within our PIMFA benchmarks. Additionally, we are now utilising more low fee passive index funds in order to better capture global equity exposure while also reducing underlying fees paid by clients. Both these changes, we hope will help boost long term returns and client outcomes.

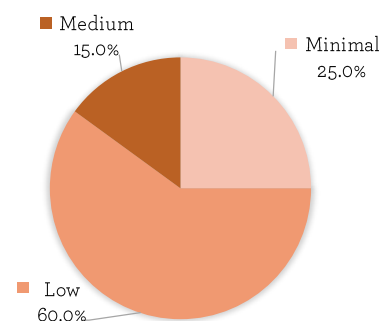
The defensive model returned 1.85% ahead of 0.49% for the benchmark (BoE Base rate +1%). This return was propelled by exposure to a strong return from underlying bond funds as well as a small exposure to property in the CT Property Fund that returned over 5%.

We have reduced the duration and credit risk in the bond portion of portfolio favouring higher quality and shorter dated securities. We have also exchanged the exposure to Infrastructure with a small (around 10%) position in Fidelity Global Equity Index fund to add some diversification vs bonds as well as provide some extra long-term return with a marginal overall reduction in underlying fees.

HOLDINGS

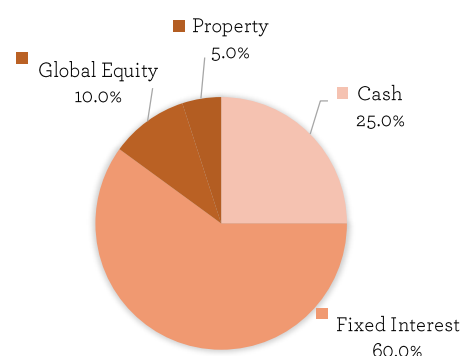
Name	Weight	OCF
Premier Miton UK Money Market	24.5%	0.16%
L&G Short Dated Sterling Corporate	15.0%	0.14%
M&G UK Inflation Linked Corporate	15.0%	0.43%
TwentyFour Absolute Return Credit	30.0%	0.35%
Fidelity Index World	10.0%	0.12%
CT Property Growth & Income	5.0%	1.03%
Cash	0.5%	0.00%

RISK ALLOCATION



For Asset Risk Category definitions see the Wise Investment Risk Appendix, supplied to investors in the model portfolios.

ASSET ALLOCATION



IMPORTANT INFORMATION

Portfolio returns from the Wise Investment Model Portfolio Service will be subject to investment market fluctuations and there is no guarantee that the portfolio objectives, including any income targets, will be achieved. Where income is received as dividends, these will be automatically reinvested in the Model Portfolio, which may result in the Model Portfolio returns being higher than what a client portfolio can actually achieve. The performance will be reduced by the withdrawal of income and the impact of the ongoing charges and portfolio transaction costs. The charges can vary. Prices of funds and the income from them may fall as well as rise and investors may not get back the amount originally invested. Consequently, an investment into this portfolio should be considered for a 5 to 10 year period. The funds may invest in higher-yielding or non-investment grade bonds. The funds may hold investments denominated in currencies other than sterling. Changes in exchange rates will cause the value of these investments and the income from them to rise or fall. The funds can use derivatives for investment purposes. These instruments can be more volatile than investment in equities or bonds. Every effort is taken to ensure the accuracy of the data used in this document, but no warranties are given. Wise Investment has expressed its own views and these may change. The data contained in this document has been sourced by Wise Investment and should be independently verified before further publication or use. Wise Investment is a trading brand of Wise Investments Ltd. Wise Investments Ltd is authorised and regulated by the Financial Conduct Authority. Ref no. 230553.

