

WISE INVESTMENT LIMITED - ETHICAL GROWTH

Formerly WISE INVESTMENT LIMITED ETHICAL
Pershing



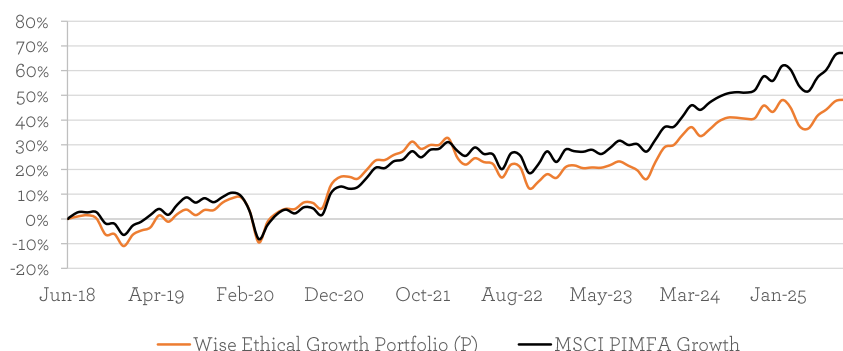
MONTHLY FACTSHEET

all data as at 31st August 2025

PORTFOLIO OBJECTIVES AND STRATEGY

The Wise Ethical Growth Model Portfolio is designed for clients who are looking for a total return in line with the MSCI PIMFA Growth index over a 5 to 10-year period. We aim to achieve this by exclusively investing in a focussed list of ethical and sustainability-oriented funds (unit trusts, investment trusts and OEICs). These funds will have specific objectives of providing capital to businesses whose operations and activities either meet specific ethical standards or are engaged in improving the long-term sustainability of the earth's resources. The portfolio will have diversification across geography, asset class and investment style. The funds invest in real assets, such as company shares (listed both in the UK and overseas), property, fixed interest and cash. The Portfolio invests 60-100% in 'medium' risk assets, such as shares and property and can include up to 20% in 'high' risk assets such as shares in specific countries and industries. The Portfolio can also invest up to 40% in 'lower' or 'minimal' risk assets such as higher quality company debt and cash. We therefore consider the portfolio to be suitable for those willing to adopt a medium risk profile.

PERFORMANCE SINCE LAUNCH (using month-end data)




CUMULATIVE PERFORMANCE

	1m	3m	6m	1yr	3yr	5yr	Launch
Wise Ethical Growth Portfolio (P)	0.4%	4.6%	2.1%	5.2%	22.7%	39.0%	48.3%
MSCI PIMFA Growth	0.4%	6.3%	4.2%	10.5%	33.1%	59.6%	67.2%

DISCRETE ANNUAL PERFORMANCE

	31/08/2024	31/08/2023	31/08/2022	31/08/2021	31/08/2020
	31/08/2025	31/08/2024	31/08/2023	31/08/2022	31/08/2021
Wise Ethical Growth Portfolio (P)	5.2%	16.0%	0.6%	-8.0%	23.1%
MSCI PIMFA Growth	10.5%	16.4%	3.4%	-1.4%	21.6%

PORTFOLIO MANAGEMENT



WILLIAM GEFFEN

Head of Investment
Management

William joined Wise Investment in November 2023 and has 4 years' experience in managing equity funds. His main responsibility is the selection of suitable investments for portfolios and ensuring our investment service meets your requirements.

William successfully passed all three level of the Chartered Financial Analyst (CFA) exams gaining the qualification in 2021.

Key Portfolio Details

Launch Date	26th June 2018
Holdings	11
Historic Yield ¹	2.5%
Volatility ²	9.4%
Benchmark	MSCI PIMFA Growth
Model OCF ³	0.5%
Service Charge ⁴	1.9%

Contact Details

Wise Investments Ltd
 The Great Barn
 Chalford Park Barns
 Chipping Norton
 OX7 5QR
 Switchboard: 01608 695100
 Website: www.wiseinvestment.co.uk

All data used on this factsheet is supplied by Financial Express. Rounding may result in charts and tables not adding up to 100% in displayed data. Performance is based on total returns on a bid-to-bid basis, net of UK dividend tax credits and is calculated referencing a model portfolio. Actual portfolio statistics may differ because of investment performance, cash movements, transaction costs and the timing of sales and purchases within the portfolio. Quoted performance does not include fees levied by Wise Investments Ltd or any fees from custodial services. Service fees will apply. Past performance is not a reliable indicator of future results. This document should not be construed as an investment recommendation.

1 The Historic Yield is the weighted average yield of the model based on the model's current constituents

2 Volatility is the annualised monthly volatility of the model portfolio to the most recent month end over a 3 year period or since launch if this period is less than 3 years

3 The Model OCF calculates the annual charges levied by the underlying fund holdings according to the model portfolio weights

4 The Service Fee incorporates the model OCF, the standard non-tiered annual fees levied by Wise Investments Limited and custodian fees, of which this is the highest possible fee. Further details of these charges are disclosed to clients investing in the model portfolios.



MONTHLY COMMENTARY

August was a decent month for investors. In equity markets, the US continued its steady recovery from the April lows post "Liberation Day", however weakness in the US dollar (-2% vs GBP) meant it was effectively flat for the month. Global equities rose 0.5% in sterling terms, due to strong performances from Japan (up 4.8%) and Europe (up 1.3%). The UK market also rose 1.1%, while emerging markets struggled, down -0.8%.

In fixed income, markets were less buoyant, with Gilts returning -1.1% and Corporate bonds returning -0.4% as the yield curves rose. High Yield bonds returned 0.7%, benefitting more from the tightening of credit spreads.

Finally, in real estate, directly held property dropped -0.1% while the listed liquid real estate dropped a further -2.5% due to higher borrowing costs.

Looking forward, we see a great deal of uncertainty. The US market is richly valued, largely bolstered by strong enthusiasm for AI investment and the dominance of a handful of very successful Megacap tech stocks. While some enthusiasm is justified, the market does seem vulnerable to runaway expectations of AI growth and profitability leaving it fragile to potential demand shock.

This is also coupled to aggressive expectations for interest rate cuts from the Federal Reserve (egged on by the US president himself) that seem unrealistically fast given latent inflation, high government deficit spending, tariff uncertainty and generally hot economic conditions. Indeed, the narrative coming from the Fed has continued to be cautious, with aggressive cuts only likely in a recessionary scenario.

Similarly in the UK the Gilt market is looking increasingly fraught, relying on foreign investors who are taking a dim view on the government's finances. The BoE, like the Fed, is also cautious with its rate cuts given persistent inflation, meaning that lower government borrowing costs aren't likely for the foreseeable.

This all leads us to favour a more defensive footing, with moderated exposure to US equities and a preference for lower duration + higher quality bonds.

The Ethical Growth model returned 0.4%, on par with the 0.4% return for the benchmark (PIMFA Growth).

This performance was largely driven by the bond positions with the largest, the Vontobel TwentyFour Sustainable Short Term Bond Income fund, returning 0.4%. Our positions in Global Equities also did well with the Vanguard ESG Screened World Index fund returning 0.7%. However, the UK positions did not perform well with the Aegon Ethical Equity returning -2.8%. Our tactical position in healthcare, the AB International Healthcare fund, showed signs of recovery returning 1.6%.

We made no changes to the portfolio in August, and we continue to favour a strategy of strong core global equity exposure via the low fee passive Vanguard ESG Developed World All Cap Equity Index. This more volatile exposure is moderated by high quality bonds in the fixed income portion of the portfolio.

Tactically, we maintain our position in the Aegon Ethical Equity and Royal London Sustainable Leaders funds to capture the substantial discount we see in the UK market along with an additional small position in the Castlefield Sustainable UK Smaller Companies fund to take advantage of the further discount in UK Small Caps. We also maintain a 5% position in the AB International Healthcare fund to take advantage of the attractive valuations in the healthcare sector – a sector that also has enjoyed strong long-term returns due to the high-quality nature of many healthcare businesses and the steady secular growth trends they are exposed to (e.g. aging populations).

Another theme we have recently invested in is in the Regnan Water and Waste fund, allowing us to invest in a relatively underappreciated global trend towards urbanisation and improved communal hygiene. Stocks here, while not glamorous, offer decent growth and favourable valuations compared to other growth trends such as those within technology like AI.

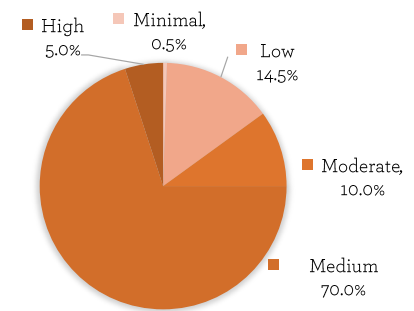
We also have a modest 5% position in Schroder Global Cities Real Estate fund as we continue to see value in this down beaten asset class as shown by the depressed prices in commercial properties and large net asset value discounts in listed real estate trusts.

HOLDINGS

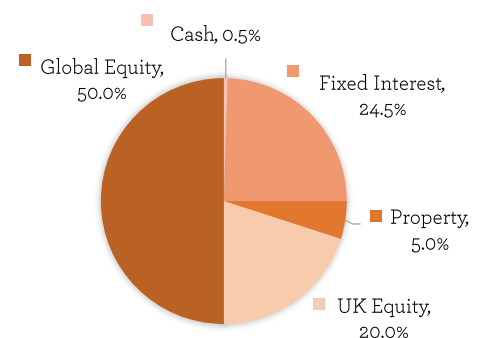
Name	Weight	OCF
Vanguard ESG Developed World Equity Index	40.0%	0.20%
TwentyFour Asset Backed Opportunities	10.0%	0.70%
Royal London Sustainable Leaders Trust	10.0%	0.76%
TwentyFour Sustainable Short term bond	9.5%	0.36%
TwentyFour Sustainable Global Corporate Bond	5.0%	0.40%
Schroder Global Cities Real Estate	5.0%	0.93%
CFP Castlefield Sustainable UK Smaller Companies	5.0%	0.94%
Aegon Ethical Equity	5.0%	0.77%
JOHCM Regnan Sustainable Water and Waste	5.0%	0.85%
Alliance Bernstein International Healthcare	5.0%	0.96%
Cash	0.5%	0.00%

RISK ALLOCATION

For Asset Risk Category definitions see the Wise Investment Risk Appendix, supplied to investors in the model portfolios.



ASSET ALLOCATION



IMPORTANT INFORMATION

Portfolio returns from the Wise Investment Model Portfolio Service will be subject to investment market fluctuations and there is no guarantee that the portfolio objectives, including any income targets, will be achieved. Where income is received as dividends, these will be automatically reinvested in the Model Portfolio, which may result in the Model Portfolio returns being higher than what a client portfolio can actually achieve. The performance will be reduced by the withdrawal of income and the impact of the ongoing charges and portfolio transaction costs. The charges can vary. Prices of funds and the income from them may fall as well as rise and investors may not get back the amount originally invested. Consequently, an investment into this portfolio should be considered for a 5 to 10 year period. The funds may invest in higher-yielding or non-investment grade bonds. The funds may hold investments denominated in currencies other than sterling. Changes in exchange rates will cause the value of these investments and the income from them to rise or fall. The funds can use derivatives for investment purposes. These instruments can be more volatile than investment in equities or bonds. Every effort is taken to ensure the accuracy of the data used in this document, but no warranties are given. Wise Investment has expressed its own views and these may change. The data contained in this document has been sourced by Wise Investment and should be independently verified before further publication or use. Wise Investment is a trading brand of Wise Investments Ltd. Wise Investments Ltd is authorised and regulated by the Financial Conduct Authority. Ref no. 230553.

