WISE INVESTMENT LIMITED - DEFENSIVE

Pershing

WISE INVESTMENT

MONTHLY FACTSHEET

all data as at 31st October 2026

PORTFOLIO OBJECTIVES AND STRATEGY

The Wise Defensive Model Portfolio is designed for clients who are looking for a total return in line with Bank of England Base rate + 1% over a period of 6 months to 2 years with lower volatility than could be expected from full exposure to the stock market. We aim to achieve this by investing in a select and focussed list of funds (unit trusts, investment trusts and OEICs), with diversification across geography, asset class and investment style. These funds invest in real assets, such as company shares (listed both in the UK and overseas), property, fixed interest and cash. The Portfolio is selected with no more than 40% invested in 'medium' risk assets, such as shares and property. The balance of at least 60% is held in assets defined as 'moderate', 'low' or 'minimal' risk, which are mainly comprised of fixed interest (UK government and higher quality company debt) and cash. No exposure will be allocated to higher risk assets. We therefore consider the portfolio to be suitable for those willing to adopt a defensive risk profile.

PERFORMANCE SINCE LAUNCH (using month-end data)

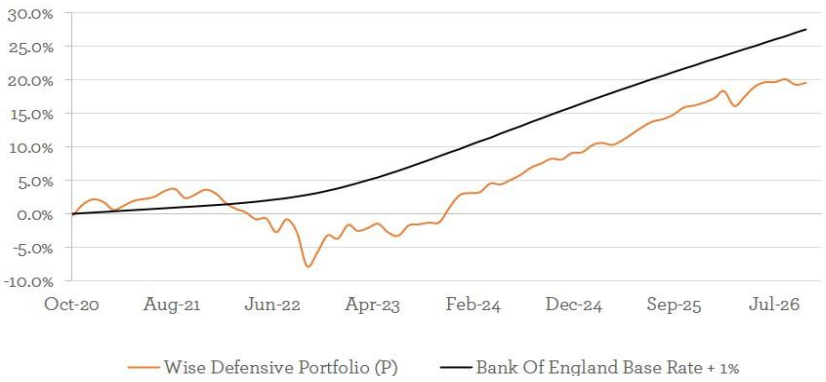

CUMULATIVE PERFORMANCE

	1m	3m	6m	1yr	3yr	5yr	Launch
Wise Defensive Portfolio (P)	0.2%	-0.1%	1.8%	3.2%	21.1%	16.2%	19.6%
Bank Of England Base Rate + 1%	0.4%	1.2%	2.4%	4.8%	17.4%	26.2%	27.5%

DISCRETE ANNUAL PERFORMANCE

	31/10/2025 31/10/2026	31/10/2024 31/10/2025	31/10/2023 31/10/2024	31/10/2022 31/10/2023	31/10/2021 31/10/2022
Wise Defensive Portfolio (P)	3.2%	7.2%	9.5%	4.8%	-8.4%
Bank Of England Base Rate + 1%	4.8%	5.4%	6.2%	5.3%	2.0%

PORTFOLIO MANAGEMENT



CHARLES YOUNES

Head of Investment Management

Charles Younes, CFA, is Head of Investment Management at Wise Investment, leading our MPS portfolios. A CFA charter holder since 2014, he brings 15 years of experience in fund selection and running cross-asset portfolios.

Previously Deputy CIO at FE Fundinfo, Charles held direct investment discretion over £5bn. He began his career at Amundi in London.

Key Portfolio Details

Launch Date	29th October 2020
Holdings	9
Historic Yield[1]	5.0%
Volatility[2]	2.4%
Benchmark	BoE Base Rate + 1.0%
Model OCF[3]	0.4%
Service Charge[4]	1.7%

Contact Details

Wise Investments Ltd
The Great Barn
Chalford Park Barns
Chipping Norton
OX7 5QR
Switchboard: 01608 695100
Website: www.wiseinvestment.co.uk

All data used on this factsheet is supplied by Financial Express. Rounding may result in charts and tables not adding up to 100% in displayed data. Performance is based on total returns on a bid-to-bid basis, net of UK dividend tax credits and is calculated referencing a model portfolio. Actual portfolio statistics may differ because of investment performance, cash movements, transaction costs and the timing of sales and purchases within the portfolio. Quoted performance does not include fees levied by Wise Investments Ltd or any fees from custodial services. Service fees will apply. Past performance is not a reliable indicator of future results. This document should not be construed as an investment recommendation.

1 The Historic Yield is the weighted average yield of the model based on the model's current constituents

2 Volatility is the annualised monthly volatility of the model portfolio to the most recent month end over a 3 year period or since launch if this period is less than 3 years

3 The Model OCF calculates the annual charges levied by the underlying fund holdings according to the model portfolio weights

4 The Service Fee incorporates the model OCF, the standard non-tiered annual fees levied by Wise Investments Limited and custodian fees, of which this is the highest possible fee. Further details of these charges are disclosed to clients investing in the model portfolios.

MONTHLY COMMENTARY

October was a month of contrasts for markets. A sharp sell-off in technology and chip shares dragged global equities lower and hit emerging markets hard, while bonds bounced back and the UK turned out to be one of the more resilient major markets.

It all started with growing doubts over how much companies are spending on artificial intelligence, and when that spending will pay off. Big names like Nvidia, Alphabet and Meta fell sharply as a result. Emerging markets felt it the most, falling -8.82%, as Asia was particularly exposed: South Korea dropped around 15% and Taiwan by more than 8%, both home to some of the world's biggest chipmakers, and Japan was weaker too. Latin America slipped as well, led by Brazil. Overall, Global equities fell -2.63%. It wasn't all bad news beneath the surface, though. Value shares beat growth, and defensive areas like healthcare, consumer staples and energy did well, so this looked more like a rotation away from technology than a retreat from equities as a whole.

After a tough previous month, bonds made a welcome comeback as investors looked for safer ground, with government bonds returning 1.61%, inflation-linked gilts 2.29% and corporate bonds 0.66%. The UK Autumn Budget on 28 October, the first from Chancellor John Healey, also passed with little drama, as he reaffirmed the fiscal rules and gilt yields and sterling barely moved on the day.

UK equities rose 1.06%, one of the strongest of the major markets, helped by the UK's bigger weighting in energy, healthcare, consumer staples and other more traditional sectors, and its limited exposure to technology. Listed property bounced back too, returning 3.29%, as falling gilt yields took some of the pressure off the sector after last month's tough patch.

Energy was another big talking point. Brent crude climbed above $115 a barrel at times as attacks on tankers in the Strait of Hormuz continued, with the conflict involving Iran now in its eighth month. Higher energy costs are keeping inflation elevated, and the US Federal Reserve held interest rates at 3.75%-4.00% at the end of the month, following its rate rise the previous month.

We don't see October's sell-off as the end of the AI story, but it was a timely reminder of how concentrated markets have become, and a month where active management paid off. The very largest companies in the index fell sharply, so funds that simply track the index, and hold those companies at full weight, felt the full impact. Our active managers, who hold a broader mix of investments, were able to benefit. Looking ahead, the US midterm elections on 3 November may bring some headline volatility, although history suggests their lasting impact on markets is usually modest. With the Budget now behind us, we'll be keeping a close eye on oil prices and inflation, central bank decisions, and how the AI story develops as the next round of company results arrives.

With all of this in mind, we've positioned the portfolios to cope with some inflationary shock and protect capital if bond markets or oil prices turn volatile again. We continue to favour shorter-dated bonds, which carry less duration risk, and we rely on our active equity managers to pick companies in cyclical and value-orientated areas rather than simply holding the market through an index, an approach that helped this month as markets rotated away from technology. No changes were made to any of the model portfolios in October, and we're keeping a measured approach, focused on diversification, valuation discipline and selective investment in long-term growth opportunities.

The Defensive Model returned 0.2% in October, a touch behind its benchmark's 0.4% (Bank of England Base Rate +1%), as its small allocation to global equities fell along with the wider technology-led sell-off.

Our largest holding, Vontobel TwentyFour Absolute Return Credit, was the main contributor, up 0.54%, along with Royal London Absolute Return Government Bond, also up 0.54%, and L&G Short Dated Sterling Corporate Bond Index, up 0.25%, as bond markets recovered. The main drags were our small holding in Fidelity Index World, down -1.92% as global equities weakened, and TwentyFour Monument Bond, which edged down -0.08%.

There were no changes to the portfolio in October. We're sticking with shorter-dated, flexible fixed income strategies, which should cope better with volatility in the bond market, than longer-duration alternatives.

HOLDINGS

Name	Weight	OCF
TwentyFour Absolute Return Credit	40.0%	0.36%
L&G Short Dated Sterling Corporate Bond	15.0%	0.14%
TwentyFour Monument Bond	15.0%	0.38%
Royal London Abs Return Gov Bond	9.5%	0.30%
Man Dynamic Income	5.0%	0.81%
CT Property Growth & Income	5.0%	1.11%
Fidelity Index World	5.0%	0.12%
Downing Active Defined Return	5.0%	0.35%
Cash	0.5%	0.00%

RISK ALLOCATION

For Asset Risk Category definitions see the Wise Investment Risk Appendix, supplied to investors in the model portfolios.

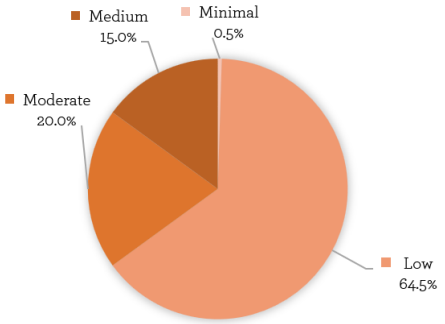

ASSET ALLOCATION

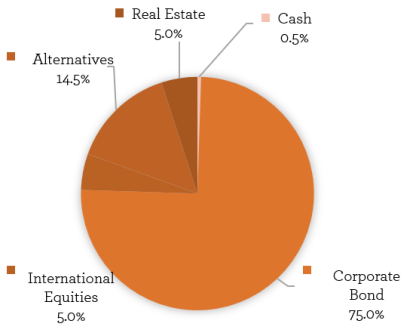

IMPORTANT INFORMATION

Portfolio returns from the Wise Investment Model Portfolio Service will be subject to investment market fluctuations and there is no guarantee that the portfolio objectives, including any income targets, will be achieved. Where income is received as dividends, these will be automatically reinvested in the Model Portfolio, which may result in the Model Portfolio returns being higher than what a client portfolio can actually achieve. The performance will be reduced by the withdrawal of income and the impact of the ongoing charges and portfolio transaction costs. The charges can vary. Prices of funds and the income from them may fall as well as rise and investors may not get back the amount originally invested. Consequently, an investment into this portfolio should be considered for a period of 6 months to 2 years. The funds may invest in higher-yielding or non-investment grade bonds. The funds may hold investments denominated in currencies other than sterling. Changes in exchange rates will cause the value of these investments and the income from them to rise or fall. The funds can use derivatives for investment purposes. These instruments can be more volatile than investment in equities or bonds. Every effort is taken to ensure the accuracy of the data used in this document, but no warranties are given. Wise Investment has expressed its own views and these may change. The data contained in this document has been sourced by Wise Investment and should be independently verified before further publication or use. Wise Investment is a trading brand of Wise Investments Ltd. Wise Investments Ltd is authorised and regulated by the Financial Conduct Authority. Ref no. 230553.

